

DOE FILE COPY

August 1, 1980

MR. C. V. STONER

SUBJECT: Monthly Report - July 1980
Solar One Visitor Center

The Solar One Visitor Center opened on Friday, July 18, 1980, with a V.I.P. Reception, opening the following day to the public. Following are items of interest concerning the Solar One Visitor Center.

VISITOR CENTER EMPLOYEES

There are three full time employees and one summer employee now working at the Solar One Visitor Center. Pat Tong, Supervisor, started in the Department on June 23rd; Charlene Pilkenton and Ruth Tomic on July 14th and Mike Chavez (summer employee) started on July 21st and will work until September 1st. All employees work Friday through Sunday with days off between Monday and Thursday.

V.I.P. RECEPTION

A V.I.P. Reception was held on Friday, July 18, 1980, with approximately 170 people in attendance. Representatives from DOE, LADWP, SCE and local governments and press and radio stations joined in at the reception. Messrs. Schweinberg, Reeves and DeHaven answered questions for the guests and were interviewed by several members of the press and local radio stations.

PRESS, RADIO AND TELEVISION

Most local radio stations have either called in to the Visitor Center for information or have visited the Center for material for their news broadcasts. Radio Station KRXV (Daggett, Calif.) is giving our Center a "plug" about 4 times a day and they plan to do more in the near future. Mr. John Harrod of KSCI (TV Channel 18 in San Bernardino) spent several hours on July 28th video taping a news broadcast to use for the next couple of months and said he would return in September to make a more up-to-date taping. Most of the local papers have given us front page spreads and have called for more information. The San Bernardino Sun interviewed Char Pilkenton and did a nice front page story on us in their July 30th issue.

PUBLICITY

Richard Soltys Productions was out on July 23rd taking movies for a production for the LADWP. He spent several hours in the Center plus drove over to the site for more pictures. On July 30th, representatives from Sandia Labs took still photographs of the solar displays and movies of the scale model and of the site.

August 1, 1980

Per Messrs. Ted Hilgenstuhler and Al Bunte articles will be written in the Edison News and Retiree Newspaper about the V.I.P. Reception and the on-going events at the Visitor Center.

The Barstow Way Station, Bureau of Land Management, is anxious to hand out our Center Pamphlets and would like us to keep a stock of their pamphlets to give to our visitors. The Automobile Club of California will be listing the Center in their next issue of their Tour Book. The Marketing Director of the Barstow Mall is interest in a traveling display for the Mall because of the great interest in the Solar One Project.

I believe that as soon as our pamphlets are well distributed, our attendance will increase greatly. Several of the local campgrounds and Calico want out pamphlets because of the many questions they receive.

ATTENDANCE

I have attached a calendar for the month of July showing the attendance at the Center (876 visitors). I am hoping for a greater attendance when the heat subsides and when school is in session. Several local teachers have inquired about classes for the children and I explained how we are all very eager to have them visit us.

On July 24th, Phil Champagne of the Imperial Valley College brought 15 members of his alternate energy class to visit the Center. We presented the slide presentation and he visited the site (staying outside the fence).

HIGHWAY SIGNS

Mr. Schweinberg has requested additional highway signs. Jackie Henton of the E&C Department came out to locate existing signs and find suitable locations for new signs. Many of our visitors have mentioned the need for more and better signs on both the highways and the local streets.

MAINTENANCE OF THE CENTER

Pepsico will be repairing last minute items such as doors that jam, carpeting that is separating, leaking faucets, etc. Howard Pump will be out to clean out the plumbing. Barstow Alarm has started installing the alarm system and should be finished this week. Westline Cabinets have finished the bulleting board but have not yet finished the shelf for the projectors, the literature rack or other miscellaneous needed items. They will be completed during the month of August. Interstate Building Maintenance has now started janitorial cleanup every-night. Clark Pest Control sprays for bugs each month.

Les Travis of the Architectural Section, is now starting the drawings for the patio area but it will be a couple of weeks before any real progress will be made.

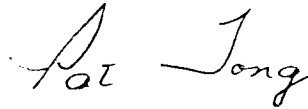
I have ordered brochures from both the Department of Energy and Edison, but so far very few of them have been delivered. I am going to contact DOE to see if I can get speedier service.

MR. C. V. STONER

-3-

August 1, 1980

I feel the Solar One Visitor Center has been well accepted and praised by the visitors but we need more publicity, better signs and many have inquired about the movie. Hopefully as the summer heat subsides more people will be willing to drive out to visit the Center.

A handwritten signature in cursive script, reading "Pat Tong". The "Pat" is written in a stylized, somewhat compressed manner, and "Tong" is written more fully.

PATRICIA E. TONG
Supervisor
Solar One Visitor Center

pt
Attachment

Solar One Visitor Center Attendance Log

JULY 1980

December 194						
S	M	T	W	T	F	S
	1	2	3	4	5	6
7	8	9	10	11	12	13
14	15	16	17	18	19	20
21	22	23	24	25	26	27
28	29	30	31			

DOE FILE COPY

September 3, 1980

MR. C. V. STONER

SUBJECT: Monthly Report - August 1980
Solar One Visitor Center

The Solar One Visitor Center has now been open six weeks and a total of 1,876 visitors have toured the Center. Following are items of interest concerning the Center.

VISITOR CENTER EMPLOYEES

During the month of August two employees left. Charlene Pilkenton is now working in the Barstow Service Center as a full time Edison employee and Mike Chavez, summer employee, has returned to Barstow College. On Thursday, September 4, Alice Ramos will be reporting to work replacing Charlene.

PRESS, RADIO AND TELEVISION

Joe Campbell of Radio Station KWTC (Barstow) visited the Center on August 5 to tape a live promotion to be aired on a regular basis. No other visits from any other radio, TV or newspaper representatives this month.

PUBLICITY

The August/September issue of SCE Scene, Edison's retiree newsletter, did a front page article on the opening of the Solar One Visitor Center. We are still awaiting the Edison News article.

The Center's pamphlets are now in the production stage and I have contacted California Folder Distribution for prices on distributing our brochure around the California, Arizona and Nevada area.

DISPLAYS/MOVIE

Universal Exhibits installed the cabinets for Sandia Lab's displays on Monday, August 25 and on Friday, August 29, James Bartel of Sandia Lab installed the two new displays on repowering and second generation power systems. At that time he also left one case of Sandia Lab brochures and several copies of other interesting articles and posters. Mr. Bartell will be sending us more information such as slides in the near future.

The Solar One Movie (25 minute version) arrived on August 29 and has been shown several times a day since that time. We have received many fine compliments on the film but also remarks about the length.

September 3, 1980

HIGHWAY SIGNS

Jackie Henton of the E&C Department is now putting together a proposal for new highway signs. She has contacted local city agencies and will be getting easements from private property owners for the installation of these signs. We are still getting many complaints about the lack of good signs.

ATTENDANCE

The attendance for the month of August was 1,000 with a grand total of 1,876 from opening through the end of August. Six different tour groups came through this month for a total of 69 in the tours and 931 "walk-ins" (see attached sheet).

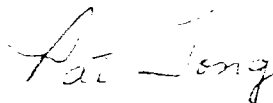
MAINTENANCE OF THE BUILDING

Pepisco is still needed on fix up items. The trailers are settling causing the carpet to split, the floors to buckle and doors not closing properly. I am still having problems with the plumbing and with Howard Pump. Hopefully this problem will be solved during this month. Barstow Alarm has installed the alarm system but is having transmitting problems. A new transmitter has been ordered and should arrive and be installed next week. Westline Cabinets has now installed the literature rack and the shelf for the movie projector. The slide projector shelf is due this week along with a bookcase and shelving in the janitorial room.

Les Travis of the Architectural Section, has now finished the drawings for the patio area and Townsend and Bottum will begin ordering the picnic table and benches and trash containers. Cement ash trays will also be ordered for use outside.

We now have many brochures in the literature rack from Edison, DOE and Sandia Labs; and are awaiting literature from the National Solar Heating and Cooling Information Center, the Solar and Insulation Unit, SERI, CEC and the Superintendent of Documents, U.S. Government. Our visitors are very excited about what we are offering now and ask for more.

School has begun and we are preparing handouts and questionnaires for the teachers. Gary Burgess, SCE School Representative for the Eastern Division, is working with us on this project. We are hoping for a great increase in the attendance at the Center once school really gets started and the weather cools down.



PATRICIA E. TONG, Supervisor
Solar One Visitor Center

PT
Attachment

ATTENDANCE RECORD
SOLAR ONE VISITOR CENTER
MONTH August 1980

DATE	WALK-IN'S	TOURS	GROUP NAME	REMARKS
1	27			
2	39			
3	41			
4	36			
5	34			
6	31			
7	22			
8	17			
9	38			
10	36			
11	4			
12	18	9	New control operators at Solar	SCE Repr - Joe Raine
13	23	15	City/Area Mgrs - Eastern Div	SCE Repr - Bill Brown
14	16	25	Minority grp from Eastern Div	SCE Repr - Joe Faulkner
15	37	10	Boron Federal Prison Camp	
16	29			
17	45	2	Australian Utility Repr	SCE Repr - Alex Weir
18	28			
19	31	10	New control operators at Solar	SCE Repr - Joe Raine
20	29			
21	28			
22	31			
23	30			
24	32			
25	24			
26	39			
27	29			
28	31			
29	32			
30	39			
31	35			
	931	69	TOTALS	Total this month - 1,000 Total to date - 1,876 Average daily count - 32 Average daily count - 42

DOE FILE COPY

DOE/SF/10501--3-VC
(STMP0-703)

October 1, 1980

MR. C. V. STONER

SUBJECT: Monthly Report - September 1980
Solar One Visitor Center

The Solar One Visitor Center has been open 2 1/2 months and a total of 2,686 visitors have toured the Center. Following are items of interest concerning the Center.

PRESS, RADIO AND TELEVISION

Radio Station KWTC (Barstow) and the Barstow Desert Dispatch were out on September 27 to do stories on Congressman Jerry Lewis' presentation of a new flag to the Center. Both had also done stories prior to the event. Representatives from the San Francisco Examiner visited the Center and the site on September 30.

PUBLICITY

The brochures for the Center are now in the production stage and the photographer is due out during the first week of October to take pictures.

DISPLAYS/MOVIES

All displays are now installed and in good working order. The problem with bugs entering the displays has now been alleviated and all dirt, dust and dead bugs have been removed.

The Center now has two copies of the 25 minute version of the Solar One film and the short version is expected during the month of October. The film is played constantly and is well received by all who see it.

HIGHWAY SIGNS

Jackie Henton of the E&C Department is continuing to work on new highway signs and she brought the R/W & Land Dept. representatives out to look over the area. The progress is slow but steady.

ATTENDANCE

The attendance for the month of September was 810 with a grand total of 2,686 from opening through the end of September. Seven different tour groups visited the Center for a total of 69 in the tours and 741 "walk-ins" (see attached sheet).

October 1, 1980

Now that school is in session, the tourist groups have declined but we are hoping the school groups will start soon. I have spoken with the Barstow School District and will talk with the other local school districts during the month of October.

OUTSIDE PRESENTATIONS/SPECIAL EVENTS

On Wednesday, September 24, I gave a slide presentation to the Barstow Rotary and Soroptimist groups during their combined luncheon meeting. About 50 people were in attendance and all were very interested in the project and several asked if they could bring groups to the Center.

Congressman Jerry Lewis presented the Center with a flag flown over the Capitol on Saturday, September 27. Approximately 35 local residents were on hand for the presentation along with Radio Station KWTC and the Desert Dispatch. After the ceremony, coffee and donuts were served to all in attendance and then I took Congressman Lewis and his brother, Don Kuhns and the press to the site where John Abrams, T&B representative, explained what construction was in progress. Congressman Lewis was impressed and pleased with the Center and the group of local people showing up for the presentation.

MAINTENANCE OF THE BUILDING

Pepisco has now finished all but two minor repair items on the Center. They have leveled all trailers which cured the door and carpet problems. They still need to install a new door to the Projection Room and put new washers in the faucets in the Janitors Room. Barstow Alarm has finished the installation of the alarm system and it is in full operation. Westline Cabinets finished all shelving and bookcase work and also built a podium for the auditorium.

The picnic tables, benches and trash containers for the patio area are now being ordered by Townsend and Bottum. Cement ash trays are on order to be placed outside the Center's entrances and exists.

Even though attendance has slowed a little, enthusiasm about the Solar One Project has not. I have had about six tour requests for the next two months and expect to hear from the schools as soon as the school strike has been settled. School programs are being prepared, brochures ordered, films reviewed for possible purchase and slides gathered for slide presentations. We have received a great deal of help from Gordon Burgess, Chuck Wyckoff, John Lappin and Rosalie Gnam on our school programs.

PATRICIA E. TONG, Supervisor
Solar One Visitor Center

pt
Enclosure

ATTENDANCE RECORD
SOLAR ONE VISITOR CENTER
MONTH September

DATE	WALK-IN'S	TOURS	GROUP NAME	REMARKS
1	44			
2	12			
3	31			
4	25			
5	22	8	Calif. Conservation Corp	
6	20			
7	31			
8	35			
9	22			
10	17	4	Mgr of Cust. Relation, McDonnel Douglas & guests	
11	22			
12	15			
13	49			
14	32	10	Calif. Conservation Corp	
15	11			
16	15	2	Messrs. H. P. Allen & P. L. Martin	
17	24			
18	17			
19	20			
20	41			
21	28			
22	20			
23	19	3	Employees of local Texaco office	
24	19			
25	20			
26	24	12		
27	61	2	Congressman Jerry Lewis & guest	
28	24	28	"The Retreads" (senior citizens motorcycle group)	
29	3			
30	18			
31				
	741	69	TOTALS	Total this month - 810 Average daily count - 27 Total to date - 2,686 Average daily count - 36

DOE FILE COPY

November 1, 1980

MR. C. V. STONER

SUBJECT: Monthly Report - October 1980
Solar One Visitor Center

ATTENDANCE

The attendance for the month of October was 966 with a grand total of 3,652 from opening through the end of October. Six different tour groups visited the Center for a total of 184 in the tours and 782 "walk-ins" (see attached sheet).

PRESS, RADIO AND TELEVISION

Most of the local newspapers and radio stations do stories on the Solar One Project and the Visitor Center at least twice a month.

DISPLAYS/MOVIES/BROCHURES

The displays are in fine working condition. Universal Exhibits hopes to be able to replace the broken generator during the month of November. The Center now has three copies each of the long and short version of the Solar One movie. Orders have already been received requesting to borrow the film. The brochures for the Center are now in the printing stage and should be ready for distribution by the end of November.

HIGHWAY SIGNS

Jackie Henton of the E&C Department is continuing to work on new highway signs. Preliminary sketches on the design of the signs has been approved. The progress is slow but steady.

OUTSIDE PRESENTATIONS/SPECIAL EVENTS

Several civic organizations in the Barstow area have requested slide presentations and they will be presented during the coming months.

About 350 people attended the Site Dedication on October 30th. Representatives from all project participants spoke along with Congressman Jerry Lewis after the catered luncheon was served. Bus tours of the site were made available and those in attendance could walk over to the two heliostats now installed for closer inspection. Most of the major and minor contractors also sent representatives to the dedication.

MAINTENANCE OF THE BUILDING

Pepisco has now finished all repair items on the Center. The picnic tables, benches and trash containers for the patio area are now being ordered

MR. C. V. SLONER

-2-

November 1, 1980

by Townsend and Bottum. Cement ash trays have now been placed outside the Center's entrances and exits. The drip system is now being installed by UCLA for the revegetation project outside the Visitor Center.

Now that school is in full session, we have received many calls and visits from teachers requesting tours for their students. Also more civic groups have been in to visit and many have called for further information on giving a slide presentation at their next meeting. The weather has cooled down considerably, so needless to say, more people are willing to come out and visit the Center. The publicity we are getting from the local press has helped immensely.



PATRICIA E. TONG

ATTENDANCE RECORD
SOLAR ONE VISITOR CENTER
MONTH October, 1980

DATE	WALK-IN'S	TOURS	GROUP NAME	REMARKS
1	16			
2	10			
3	24			
4	35			
5	41			
6	15			
7	19	3	Jim Wilson, Lobbyist for MDAC, Frank Duquette, MDAC Jim Jensen, Staffer for Congressman Lloyd	
8	36			
9	9	43	Perris & Sunnymead Dist. Comm. Leaders - SCE Repr. Art Moore Redlands College Alternate Energy Class Hal Gross, Energy Advisor for Sen. Cranston	
10	17			
11	36	8	Barstow Area Antique Car Club	
12	29			
13	33			
14	7			
15	14			
16	14			
17	14			
18	33			
19	36			
20	19			
21	45			
22	30	32	Rocking Chair Pioneers (Sr. Citizens)	
23	4	77	4th Graders from Phelan Elem. School Educational Services Tour	SCE Repr. Rudy Lopez
24	26			
25	28			
26	44			
27	16			
28	18	21	Redlands Dist. Comm. Leaders	SCE Repr. Ron Britten
29	31			
30	57		Site Dedication	
31	26			
	782	184	TOTALS	Total this month - 966 Total to date - 3,652
				Average daily count - 31 Average daily count - 34

DOE FILE COPY

December 1, 1980

MR. C. V. STONER

SUBJECT: Monthly Report - November 1980
Solar One Visitor Center

ATTENDANCE

The attendance for the month of November was 1,209 with a grand total of 4,861 from opening through the end of November. Ten different tour groups visited the Center for a total of 138 in the tours and 1,071 "walk-ins" (see attached sheet).

PRESS, RADIO AND TELEVISION

Representatives from Ji Ji Press, Sygma Press, Korean Times, Sandia Labs and EPRI visited the Center this month to take pictures and do articles for their companies.

DISPLAYS/MOVIES/BROCHURES

The displays are in fine working condition. Universal Exhibits replaced the broken generator during the month of November. The brochures for the Center are now in the printing stage and should be ready for distribution by the end of December.

HIGHWAY SIGNS

Jackie Henton of the E&C Department is continuing to work on new highway signs. Final sketches on the design are now being approved. The progress is slow but steady.

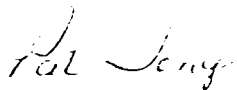
OUTSIDE PRESENTATIONS/SPECIAL EVENTS

The Solar One Slide Presentation was given this month to the Barstow Area Safety Organization, the High Desert Flyers Association and the Altrusa Club of Barstow. Several more are scheduled for the next few months.

MAINTENANCE OF THE BUILDING

The purchase of picnic tables, benches and trash containers for the patio area has been postponed until next spring for financial reasons per DOE.

Now that school is in full session, we have received many calls and visits from teachers requesting more information about the Solar One Project. Also more civic groups have been in to visit and inquired about the Solar One Slide Presentation. The publicity from the local press (i.e. the tower going up) has helped immensely.



PATRICIA E. TONG

ATTENDANCE RECORD
SOLAR ONE VISITOR CENTER
MONTH November 1980

DATE	WALK-IN'S	TOURS	GROUP NAME	REMARKS
1	14			
2	66			
3	7			
4	16			
5	13			
6	21			
7	23			
8	72			
9	98			
10	30	18	Girl Scouts	
11	44	1	Ji Ji Press	Pictures for Tokyo Publication
12	28			
13	31	21	L.A. City Tour & Girl Scouts	SCE Repr. Bill McGurty
14	22			
15	47	2	Sygma Press	Pictures for publication
16	45			
17	20			
18	16	2	Senator Walter Stiern & Assist.	SCE Repr. Bill Brown
19	15			
20	39	2	Korean Times	Pictures for publication
21	12	46	Wally Byam Caravan Club	
22	31	42	Delta Kappa Gamma, Mohave Desert Democratic Club and Mohave Valley Historical Society	
23	51			
24	22	2	Sandia Labs	Making a movie
25	12	2	EPRI	Pictures for monthly magazine
26	10			
27	-		THANKSGIVING - CENTER WAS CLOSED	
28	137			
29	90			
30	39			
31				
	1071	138	TOTALS	Total this month - 1,209 Total to date - 4,861
				Average daily count - 42 Average daily count - 36

DOE FILE COPY

DOE/SF/10501--6-VC
(STMP0-706)

January 1, 1981

MR. C. V. STONER

SUBJECT: Monthly Report - December 1980
Solar One Visitor Center

ATTENDANCE

The attendance for the month of December was 1,182 with a grand total of 6,048 from the opening through the end of December. Eight different tour groups visited the Center for a total of 124 in the tours and 1,058 "walk-ins" (see attached sheet).

PRESS, RADIO AND TELEVISION

Representatives from Westways Magazine visited the Center this month to take pictures and do an article for the Automobile Club of America. Mr. Charles Levy from the University of California, Systemwide Administration, made a tape with Mike Chavez (temporary employee) on a tour of the Center for the University Explorer Broadcast system.

DISPLAYS/MOVIES/BROCHURES

The Solar One brochures have now been distributed to approximately 2,100 motels, restaurant, etc., in the states of California, Oregon, Washington, Nevada, Colorado and Arizona. I personally distributed the brochures to 25 locations in the Barstow, Victorville, Daggett, Yermo area (including Calico, train and bus stations, motels, Chambers, etc.). California Folder Distributors will continue to handle the brochures for a 3-month period. The Display Department is storing 100,000 copies for use by Edison personnel.

HIGHWAY SIGNS

Sites for the signs are now being inspected by Project personnel. Work is moving along steadily.

About half of our visitors for the month of December came during the Christmas/New Years holidays. Many local school teachers came to visit during that time and are now planning field trips for their classes.

Pat E. Tong

PATRICIA E. TONG

pt
Attachment

ATTENDANCE RECORD
SOLAR ONE VISITOR CENTER
MONTH December

DATE	WALK-IN'S	TOURS	GROUP NAME	REMARKS
1	25			
2	19			
3	17			
4	6	20	Mayfield Senior School, Pasadena	
5	12			
6	41	7	Boy Scouts	
7	33			
8	6	8	2 - Bechtel Employees 6 - Korean Utility Employees	
9	16			
10	10			
11	10			
12	11	28	4-5th Graders, Henderson School, Barstow	
13	19			
14	29			
15	9	10	2 - Westways Magazine Repr. 8 - Korean Utility Employees	
16	35	46	30 - Operation Second Chance, San Bernardino 16 - First Assembly of God Church	
17	18			
18	17			
19	4			
20	41			
21	28			
22	40			
23	30	5	2 - Georgia Inst. of Tech; 1 - Interstate Pwr Co; 2 - SMUD	
24	34			
25			CLOSED CHRISTMAS DAY	
26	110			
27	153			
28	64			
29	97	2	Betty Wilcox, DOE, Wash., D.C.	
30	73			
31	51			
	1,058	124	TOTALS	Total this month - 1,182; Average Daily Count - 39 Total to date - 6,048; Average Daily Count - 37

SOLAR ONE VISITOR CENTER

ATTENDANCE BY DAYS OF THE WEEK

	Aug '80	Sept '80	Oct '80	Nov '80	Dec '80	Jan '81	Feb '81	Mar '81	Apr '81	May '81	June '81	July '81
Sundays	17%	18%	17%	19%	18%							
Mondays	11%	11%	11%	10%	11%							
Tuesdays	16%	14%	13%	11%	12%							
Wednesdays	13%	13%	14%	11%	11%							
Thursdays	13%	13%	15%	14%	13%							
Fridays	13%	13%	13%	15%	14%							
Saturdays	17%	18%	17%	20%	21%							

SOLAR ONE VISITOR CENTER

ATTENDANCE BY HOME TOWN

	Aug '80	Sept '80	Oct '80	Nov '80	Dec '80	Jan '81	Feb '81	Mar '81	Apr '81	May '81	June '81	July '81
Local (30 mile radius)	48%	47%	41%	39%	37%							
California (other than local)	32%	33%	41%	44%	46%							
Another State	15%	15%	15%	14%	14%							
Another Country	5%	5%	3%	3%	3%							

Brochures Distributed

SOLAR ONE VISITOR CENTER

ATTENDANCE BY HOURS OF THE DAY

	Aug '80	Sept '80	Oct '80	Nov '80	Dec '80	Jan '81	Feb '81	Mar '81	Apr '81	May '81	June '81	July '81
9/a to 10/a	6%	8%	12%	11%	11%							
	9%											
10/a to 11/a		10%	12%	13%	12%							
	13%											
11/a to 12/Noon		13%	13%	13%	15%							
12/Noon to 1/p	17%	15%	14%	16%	17%							
1/p to 2/p	13%	14%	13%	12%	13%							
2/p to 3/p	14%	16%	15%	14%	14%							
3/p to 4/p	19%	14%	13%	14%	13%							
4/p to 5/p	9%	10%	8%	7%	5%							

SOLAR ONE VISITOR CENTER
NOVEMBER 1980 EXPENDITURES

I. 1979-80 Budget	<u>This Month</u>	<u>To Date</u>
A. Labor (July-September 1980)		
1. Visitor Center	\$	\$ 11,132.91
2. Telecommunications		59.58
3. Coolwater		<u>1,320.41</u>
Total		12,512.89
B. Employee Expenses		1,940.41
C. Misc. Material from General Store	(365.30)	532.73
D. Regular Monthly Billings		1,468.03
E. Other Billings	<u>100.00</u>	<u>4,476.41</u>
Total Expenditures	\$ (265.30)	21,461.81 -
Approved Budget		50,000.00
1979-80 Budget Remaining		<u>\$ 28,538.19</u>
II. 1980-81 Budget		
A. Labor		
1. Visitor Center	\$ 3,529.85	\$ 8,524.71
B. Employee Expenses	682.55	1,042.25
C. Misc. Material	-	-
D. Regular Monthly Billings	1,325.25	2,567.49
E. Other Billings	<u>537.33</u>	<u>537.33</u>
Total Expenditures	6,074.98	12,671.81 -
Approved Budget	14,166.67	170,000.00
1980-81 Budget Remaining	\$ 8,091.69	<u>\$157,328.19</u>
III. 1979-80 and 1980-81 Budgets		
Total Expenditures		\$ 34,133.63 -
Approved Budgets		220,000.00
Budgets Remaining		<u>\$185,866.37</u>

SOLAR ONE VISITOR CENTER
PROPOSED DECEMBER 1980 EXPENDITURES

I. 1979-80 Budget

A. Other Billings	\$24,000.00
(Brochure Printing)	

II. 1980-81 Budget

A. Labor	
1. Visitor Center	\$ 4,000.00
2. Coolwater	<u>50.00</u>
Total	4,050.00

B. Employee Expenses	180.00
----------------------	--------

C. Regular Monthly Billings	1,200.00
-----------------------------	----------

D. Other Billings	<u>550.00</u>
-------------------	---------------

Total	\$ 5,980.00
-------	-------------

III. 1979-80 and 1980-81 Budgets

Total	\$29,980.00
-------	-------------

DOE FILE COPY

DOE/SF/10501--7-VC
(STMP0-707)

February 2, 1981

MR. C. V. STONER

SUBJECT: Monthly Report - January 1981
Solar One Visitor Center

ATTENDANCE

The attendance for the month of January was 1,483 with a grand total of 7,531 from the opening through the end of January. This has been our best month so far with 1,299 walk-in's and 184 in 14 different tour groups (see attached sheet). Four different schools visited the Center this month with a total of 123 students. The San Bernardino County Economic Development Commission (20 people) toured the construction site with Bill Brown as the SCE representative, but did not have the time to visit the Center.

PRESS, RADIO AND TELEVISION

Bill King of Radio Station KIOT (Barstow) interviewed me on January 14th for airing the following day. The interview was aired throughout the day following the hourly news. Adrian Joseph of Atlantic Richfield toured the Center and the site for a TV segment he will be producing in the near future. Robert Kaufman of Sita Press was also out to take pictures for an article he is preparing.

DISPLAYS, MOVIES, BROCHURES

We have had many visitors come into the Center with the Solar One brochure in hand - finding them in hotels, airports and restaurants. Distribution of the brochure will continue through March. Jack Brady was out this month to take footage for updating the Solar One film.

SPECIAL EVENTS, OUTSIDE PRESENTATIONS

During the month of January, five Solar One slide presentations were given by the employees of the Visitor Center. They were: the Moonlight Optimists (20); six Environmental Science Classes, Kennedy 9th Grade School (161); Omicron Sigma Chapter, Beta Sigma Phi (16); Kappa Lambda Sorority (13); and the High Desert Singles Club (20) for a total of 230 in the audiences. Ruth Tomic and Alice Ramos both gave their first speeches this month and they did very well.

HIGHWAY SIGNS

Jackie Henton (E&C Dept.) and Joe Reeves were out this month scouting out the land needed for the highway signs. R/W & Land is now checking on the purchase/lease of the needed land. Hopefully the signs (11 in total) will be installed by the end of March.



PATRICIA E. TONG

pt
Attachments

ATTENDANCE RECORD
SOLAR ONE VISITOR CENTER
MONTH January 1981

DATE	WALK-IN'S	TOURS	GROUP NAME	REMARKS
1			C L O S E D	
2	105			
3	121			
4	96			
5	21			
6	20			
7	14			
8	22	2	Mr/Mrs Richard Cottrell, College of the Sequoias	
9	38			
10	48			
11	28			
12	16			
13	16	2	Norman Wilson & Loni Perry, CEC	
14	41			
15	16	27	Kennedy High School, 9th Graders	
16	25	1	Roger Gillette, Boeing	
17	73	1	Robert Kaufman, Sita Press	
18	126			
19	44			
20	18	15	Grand Terrace Energy Committee	SCE Repr. Joe Faulkner &
21	28	26	(13) Bechtel Engrs; (13) Girl Scouts	Pete Zanzot
22	37			
23	23			
24	105			
25	44			
26	15			
27	35	2	Adrian Joseph, ARCO	
28	34	31	(8) London Bridgers Good Sam Club (23) 4-8th Graders, Yermo Elem. School	
29	19	4	London Bridgers Good Sam Club	
30	24	73	(7) Victor Valley High School, Chemistry Class (66) 2-3rd Graders, Phelan Elem. School	
31	47			
	1299	184	TOTALS	Total this month: 1483 Average daily count: 49.4 Total to date: 7531 Average daily count: 38.6

SOLAR ONE VISITOR CENTER

ATTENDANCE BY HOME TOWN

	Aug '80	Sept '80	Oct '80	Nov '80	Dec '80	Jan '81	Feb '81	Mar '81	Apr '81	May '81	June '81	July '81
Local (30 mile radius)	48%	47%	41%	39%	37%	37%						
California (other than local)	32%	33%	41%	44%	46%	39%						
Another State	15%	15%	15%	14%	14%	21%						
Another Country	5%	5%	3%	3%	3%	3%						

Brochures Distributed

SOLAR ONE VISITOR CENTER

ATTENDANCE BY HOURS OF THE DAY

	Aug '80	Sept '80	Oct '80	Nov '80	Dec '80	Jan '81	Feb '81	Mar '81	Apr '81	May '81	June '81	July '81
9/a to 10/a	6%	8%	12%	11%	11%	7%						
	9%											
10/a to 11/a		10%	12%	13%	12%	17%						
	13%											
11/a to 12/Noon		13%	13%	13%	15%	12%						
12/Noon to 1/p	17%	15%	14%	16%	17%	15%						
1/p to 2/p	13%	14%	13%	12%	13%	17%						
2/p to 3/p	14%	16%	15%	14%	14%	15%						
3/p to 4/p	19%	14%	13%	14%	13%	10%						
4/p to 5/p	9%	10%	8%	7%	5%	7%						

SOLAR ONE VISITOR CENTER

ATTENDANCE BY DAYS OF THE WEEK

	Aug '80	Sept '80	Oct '80	Nov '80	Dec '80	Jan '81	Feb '81	Mar '81	Apr '81	May '81	June '81	July '81
Sundays	17%	18%	17%	19%	18%	20%						
Mondays	11%	11%	11%	10%	11%	6%						
						7%						
Tuesdays	16%	14%	13%	11%	12%	13%						
Wednesdays	13%	13%	14%	11%	11%	8%						
Thursdays	13%	13%	15%	14%	13%	19%						
Fridays	13%	13%	13%	15%	14%							
Saturdays	17%	18%	17%	20%	21%	27%						

SOLAR ONE VISITOR CENTER
DECEMBER 1980 EXPENDITURES

I. 1979-80 Budget	<u>This Month</u>	<u>To Date</u>
A. Labor (July-September 1980)		
1. Visitor Center	\$ 3,120.19 *	\$ 14,253.09
2. Telecommunications		59.53
3. Coolwater		<u>1,320.43</u>
Total	<u>3,120.19</u>	<u>15,633.05</u>
B. Employee Expenses		1,940.44
C. Misc. Material from General Store		532.78
D. Regular Monthly Billings		1,468.68
E. Other Billings	<u>23,754.60</u>	<u>28,231.06</u>
Total Expenditures	\$26,874.79	47,806.01
Approved Budget		50,000.00
1979-80 Budget Remaining		<u>\$ 2,193.99</u>
II. 1980-81 Budget		
A. Labor		
1. Visitor Center	\$ 3,754.24	\$ 12,278.98
2. Coolwater	33.13	33.13
Total	<u>3,787.37</u>	<u>12,312.11</u>
B. Employee Expenses	181.99	1,224.24
C. Misc. Material	-	-
D. Regular Monthly Billings	1,927.53	4,495.02
E. Other Billings	<u>469.08</u>	<u>1,006.41</u>
Total Expenditures	6,365.97	19,037.78
Approved Budget	14,166.67	170,000.00
1980-81 Budget Remaining	\$ 7,800.70	<u>\$150,962.22</u>
III. 1979-80 and 1980-81 Budgets		
Total Expenditures		\$ 66,843.79
Approved Budgets		220,000.00
Budgets Remaining		<u>\$153,156.21</u>

*Labor corrections made for P.P.'s 17-21.

SOLAR ONE VISITOR CENTER
PROPOSED JANUARY 1981 EXPENDITURES

I. 1979-80 Budget

A. Other Billings	\$ 1,200.00
(Brochure distribution)	

II. 1980-81 Budget

A. Labor	
Visitor Center	\$ 4,000.00
Coolwater	100.00
Total	<u>4,100.00</u>

B. Employee Expenses	180.00
----------------------	--------

C. Regular Monthly Billings	1,100.00
-----------------------------	----------

D. Other Billings	<u>825.00</u>
-------------------	---------------

Total	\$ 6,205.00
-------	-------------

III. 1979-80 and 1980-81 Budgets

Total	\$ 7,405.00
-------	-------------

DOE FILE COPY

DOE/SF/10501--8-VC
(STMP0-708)

March 2, 1981

MR. C. V. STONER

SUBJECT: Monthly Report - February 1981
Solar One Visitor Center

ATTENDANCE

The attendance for the month of February was 1,757 with a grant total of 9,288 from the opening through the end of February. This has been our best month so far with 1,332 walk-in's and 425 in 22 different tour groups (see attached sheet). Thirteen different schools/youth groups visited the Center this month with a total of 397 students.

Five dignitaries from foreign countries visited the Center during the month. They are as follows: A. Mendoza, Commission Federal de Electricidad of Mexico; Abegboyega Sikuwada, Prince of Liagoes, Nigeria; Jean Claude Offeneau, French Ministry of Environment; Michio Shoyama, Manager Foreign Activity Dept., Japan; and Calvin Mihaileanu, Director General, Romanian Institute of Research. All these gentlemen and their escorts were given a guided tour of the Center and the construction site.

DISPLAYS, MOVIES, BROCHURES


We are continuing to loan out the Solar One movie to interested groups. Ron Scott of SMUD, requested to borrow the Solar One slide presentation to be given to a management meeting. Our Visitor Center brochures are still the most important item today bringing in visitors. Joe Reeves found a copy in Pueblo, Colorado, when he was there for a meeting.

SPECIAL EVENTS, OUTSIDE PRESENTATIONS

Only one Solar One slide presentation was given this month. Alice Ramos spoke to the American Association of Retired Persons in Daggett. Five programs are already scheduled for the month of March.

HIGHWAY SIGNS

Work is still progressing on the highway signs for the Visitor Center.



PATRICIA E. TONG

pt
Attachments

ATTENDANCE RECORD
SOLAR ONE VISITOR CENTER
MONTH February

DATE	WALK-IN'S	TOURS	GROUP NAME	REMARKS
1	47			
2	30	1	A. Mendoza, Commission Federal de Electricidad of Mexico	
3	27	60	4th Graders, Newberry Springs Elem. School	
4	21			
5	24			
6	22			
7	67	13	Mohave Valley Museum	
8	92			
9	40	4	Abegboyega Sikuwade, Prince of Liagos, Nigeria	SCE Repr: Orb Coronado
10	18			
11	34	12	(1) Micha Charish, Israel Knesset (11) Girl Scouts, Barstow	
12	27	2	Jean Claude Offeneau, French Ministry of Environment	
13	47	25	(12) Christian Service Brigade, Visalia (13) Girl Scouts, Barstow	
14	115			
15	110			
16	101	12	Boy Scouts, Montecito	
17	35			
18	45	66	3rd Graders, Henderson School	
19	34	5	(2) Michio Shoyama, Mgr Foreign Activity Dept., Japan (3) Solar Thermal Test Fac. Users Assoc., Sandia Labs	
20	36	61	(60) 6th Graders, Phelan Elem School (1) Carl Weinberg, R&D Dept., PG&E	
21	69	33	Mt. San Antonio College, Walnut	
22	73	10	Chaffey College	
23	16			
24	35	29	5th Graders, Phelen Elem. School	
25	23	62	(31) Lynn's Gymnastics School, Barstow (31) 6th Graders, Newberry Springs Elem. School	
26	58	1	Calvin Mihaileanu, Dr. General, Rumanian Institute of Research	SCE Repr: Oilver Sutton
27	19	29	6th Graders, Daggett Elem. School	
28	66			
29				
30				
31				
	1332	425	TOTALS	Total this month: 1,757 Total to date: 9,288
				Avg. Daily Count: 62.8 Avg. Daily Count: 41.7

SOLAR ONE VISITOR CENTER

ATTENDANCE BY HOME TOWN

	Aug '80	Sept '80	Oct '80	Nov '80	Dec '80	Jan '81	Feb '81	Mar '81	Apr '81	May '81	June '81	July '81
Local (30 mile radius)	48%	47%	41%	39%	37%	37%	38%					
California (other than local)	32%	33%	41%	44%	46%	39%	42%					
Another State	15%	15%	15%	14%	14%	21%	17%					
Another Country	5%	5%	3%	3%	3%	3%	3%					

Brochures Distributed

SOLAR ONE VISITOR CENTER

ATTENDANCE BY HOURS OF THE DAY

	Aug '80	Sept '80	Oct '80	Nov '80	Dec '80	Jan '81	Feb '81	Mar '81	Apr '81	May '81	June '81	July '81
9/a to 10/a	6%	8%	12%	11%	11%	7%	14%					
	9%											
10/a to 11/a		10%	12%	13%	12%	17%	10%					
	13%											
11/a to 12/Noon		13%	13%	13%	15%	12%	12%					
12/Noon to 1/p	17%	15%	14%	16%	17%	15%	17%					
1/p to 2/p	13%	14%	13%	12%	13%	17%	16%					
2/p to 3/p	14%	16%	15%	14%	14%	15%	13%					
3/p to 4/p	19%	14%	13%	14%	13%	10%	10%					
4/p to 5/p	9%	10%	8%	7%	5%	7%	8%					

SOLAR ONE VISITOR CENTER

ATTENDANCE BY DAYS OF THE WEEK

	Aug '80	Sept '80	Oct '80	Nov '80	Dec '80	Jan '81	Feb '81	Mar '81	Apr '81	May '81	June '81	July '81
Sundays	17%	18%	17%	19%	18%	20%	19%					
Mondays	11%	11%	11%	10%	11%	6%	11%					
Tuesdays	16%	14%	13%	11%	12%	7%	11%					
Wednesdays	13%	13%	14%	11%	11%	13%	15%					
Thursdays	13%	13%	15%	14%	13%	8%	9%					
Fridays	13%	13%	13%	15%	14%	19%	14%					
Saturdays	17%	18%	17%	20%	21%	27%	21%					

SOLAR ONE VISITOR CENTER

JANUARY 1981 EXPENDITURES

I. 1979-80 Budget

A.	Labor (July-September 1980)		
1.	Visitor Center	\$	\$ 14,253.00
2.	Telecommunications		60.00
3.	Coolwater		<u>1,320.00</u>
	Total		\$ 15,633.00
B.	Employee Expenses		1,940.00
C.	Misc. Material from General Store		533.00
D.	Regular Monthly Billings		1,469.00
E.	Other Billings	<u>1,174.00</u>	<u>29,405.00</u>
	Total Expenditures	\$ 1,174.00	\$ 48,980.00
	Approved Budget		50,000.00
	1979-80 Budget Remaining		<u>\$ 1,020.00</u>

II. 1980-81 Budget

A.	Labor		
1.	Visitor Center	\$ 5,208.00	\$ 17,487.00
2.	Coolwater	<u>253.00</u>	<u>285.00</u>
	Total	5,461.00	17,773.00
B.	Employee Expense	185.00	1,409.00
C.	Misc. Material	--	--
D.	Regular Monthly Billings	225.00	4,720.00
E.	Other Billings	<u>901.00</u>	<u>1,908.00</u>
	Total Expenditures	6,772.00	25,810.00
	Approved Budget	<u>13,741.00</u>	<u>164,853.00</u>
	1980-81 Budget Remaining	\$ 6,969.00	<u>\$139,043.00</u>

III. 1979-80 and 1980-81 Budgets

Total Expenditures	\$ 74,790.00
Approved Budgets	214,853.00
Budgets Remaining	<u>\$140,063.00</u>

SOLAR ONE VISITOR CENTER
PROPOSED FEBRUARY 1981 EXPENDITURES

I.	1979-80 Budget	
A.	Other Billings (Brochure Distribution)	\$ 1,200.00
II.	1980-81 Budget	
A.	Labor	
	1. Visitor Center	\$ 4,200.00
	2. Coolwater	50.00
	Total	<u>4,250.00</u>
B.	Employee Expense	630.00
C.	Regular Monthly Billings	1,150.00
D.	Other Billings	<u>1,000.00</u>
	Total	\$ 7,030.00
III.	1979-80 and 1980-81 Budgets	
	Total	\$ 8,230.00

DOE FILE COPY

DOE/SF/10501--9-VC
(STMP0-709)

April 1, 1981

MR. C. V. STONER

SUBJECT: Monthly Report - March 1981
Solar One Visitor Center

ATTENDANCE

The attendance for the month of March was 1,923 with a grand total of 11,209 from the opening through the end of March. This has been our best month so far with 1,545 walk-in's and 378 in 22 different tour groups (see attached sheet). Nine different schools/youth groups visited the Center this month with a total of 234 students.

DISPLAYS, MOVIES, BROCHURES

Sandia Labs presented us with a 13 minute movie on their Projects which does include a couple of minutes on Solar One. We have shown this movie several times to interested visitors.

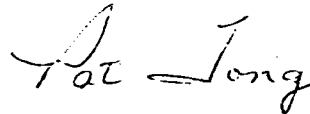
SPECIAL EVENTS, OUTSIDE PRESENTATIONS

Four Solar One slide presentations were given this month with a total of 415 in the audience. They are as follows: Thompson Elementary School-(Tong - 300 students); Mohave Desert Gem and Mineral Society (Tong - 45 adults); Texaco (Tomic - 10 adults) and Silver Lakes/Helendale Lions (Tong - 60 adults).

On Monday, March 16, Mrs. Julia Brace of Ogdensburg, Wisconsin, was named our official 10,000 visitor. She was accompanied by her husband, sister and brother-in-law (Mr. & Mrs. V. G. Lambert of Monterey, Calif.). We presented Mrs. Brace with flowers, dinner for two and a solar beannie. The whole group was given a special on-site tour of Solar One.

EMPLOYEES

Ruth Tomic, a full time contract employee, has resigned from employment at the Visitor Center as of March 24, 1981. Tammy Brown and Anita Snedeker have been hired as part time contract employees to replace Ruth.



PATRICIA E. TONG

pt
Attachment

ATTENDANCE RECORD
SOLAR ONE VISITOR CENTER
MONTH March 1981

DATE	WALK-IN'S	TOURS	GROUP NAME	REMARKS
1	37			
2	23	2	San Francisco Light Works Photographers	
3	30			
4	27			
5	26	1	Dick Brown, DOE, Wash. D.C.	
6	43	39	(18) Orange Coast College (21) McCurdy Sch., Espanola New Mex.	
7	44			
8	108			
9	17	2	Yksanb Hanam, Prof., Paris France	
10	22			
11	20	8	LADWP Press Group	
12	42			
13	23			
14	46	76	(19) Mohave Valley Museum Youth Group (57) American Field Service Students	
15	120			
16	41	4	German Industrialists working on Solar Pwr	
17	37			
18	51			
19	39	47	Naturalists Club of Leisure World	
20	41	11	Bus. Leaders from Yucca Valley, Joshua Tree & 29 Palms	SCE Repr R. L. Nordyke
21	99	30	(16) Boy Scouts, Yermo; (2) Forbes Mag. & Freelance Photo; (12) Chaffey Hi Sch, Ontario	
22	121			
23	46	9	Dept of Range Science, Utah State Uni.	
24	55	23	4-6th Graders, Calvery Christian Sch., Barstow	
25	31			
26	46	1	Marty Cole, Bernsons Int'l Press, London	
27	35	67	(59) 3-4th Graders, Phelan Elm. Scho. (8) Nat'l Assoc. of Retired Fed. Emp.	
28	118	58	(37) LADWP Community Leaders (21) Am. Nuclear Society	
29	95			
30	35			
31	27			
	1,545	378	TOTALS	Total this month: 1,923 Avg. Daily Count: 62.0 Total to date: 11,209 Avg. Daily Count: 44.1

SOLAR ONE VISITOR CENTER

ATTENDANCE BY DAYS OF THE WEEK

	Aug '80	Sept '80	Oct '80	Nov '80	Dec '80	Jan '81	Feb '81	Mar '81	Apr '81	May '81	June '81	July '81
Sundays	17%	18%	17%	19%	18%	20%	19%	25%				
Mondays	11%	11%	11%	10%	11%	6%	11%					
Tuesdays	16%	14%	13%	11%	12%	7%	11%	9%				
Wednesdays	13%	13%	14%	11%	11%	13%	15%	10%				
Thursdays	13%	13%	15%	14%	13%	8%	9%	7%				
Fridays	13%	13%	13%	15%	14%	19%	14%	11%				
Saturdays	17%	18%	17%	20%	21%	27%	21%	14%				

SOLAR ONE VISITOR CENTER

ATTENDANCE BY HOURS OF THE DAY

	Aug '80	Sept '80	Oct '80	Nov '80	Dec '80	Jan '81	Feb '81	Mar '81	Apr '81	May '81	June '81	July '81
9/a to 10/a	6%	.8%	12%	11%	11%	7%	14%	14%				
	9%											
10/a to 11/a		10%	12%	13%	12%	17%	10%	20%				
	13%											
11/a to 12/Noon		13%	13%	13%	15%	12%	12%					
								13%				
12/Noon to 1/p	17%	15%	14%	16%	17%	15%	17%					
								11%				
1/p to 2/p	13%	14%	13%	12%	13%	17%	16%					
								11%				
2/p to 3/p	14%	16%	15%	14%	14%	15%	13%					
								13%				
3/p to 4/p	19%	14%	13%	14%	13%							
						10%	10%	11%				
4/p to 5/p	9%	10%	8%	7%	5%	7%	8%	7%				

SOLAR ONE VISITOR CENTER

ATTENDANCE BY HOME TOWN

	Aug '80	Sept '80	Oct '80	Nov '80	Dec '80	Jan '81	Feb '81	Mar '81	Apr '81	May '81	June '81	July '81
Local (30 mile radius)	48%	47%	41%	39%	37%	37%	38%	34%				
California (other than local)	32%	33%	41%	44%	46%	39%	42%	36%				
Another State	15%	15%	15%	14%	14%	21%	17%	25%				
Another Country	5%	5%	3%	3%	3%	3%	3%	5%				

Brochures Distributed

SOLAR ONE VISITOR CENTER
FEBRUARY 1981 EXPENDITURES

I. 1979-80 Budget		<u>This Month</u>	<u>To Date</u>
A.	Labor (July-September 1989)		
1.	Visitor Center	\$	\$ 14,253.00
2.	Telecommunications		60.00
3.	Coolwater		<u>1,320.00</u>
	Total		15,633.00
B.	Employee Expenses		1,940.00
C.	Misc. Material from General Store		533.00
D.	Regular Monthly Billings		1,469.00
E.	Other Billings	<u>1,174.00</u>	<u>30,579.00</u>
	Total Expenditures	\$ 1,174.00	\$ 50,154.00
	Approved Budget		50,000.00
	1979-80 Budget Remaining		<u>\$ (154.00)</u>
II. 1980-81 Budget			
A.	Labor		
1.	Visitor Center	\$ 5,682.00	\$ 23,169.00
2.	Coolwater	<u>52.00</u>	<u>338.00</u>
	Total	5,734.00	23,507.00
B.	Employee Expenses	676.00	2,085.00
C.	Misc. Material	--	--
D.	Regular Monthly Billings	1,161.00	5,881.00
E.	Other Billings	<u>1,003.00</u>	<u>2,911.00</u>
	Total Expenditures	8,574.00	34,384.00
	Approved Budget	13,741.00	164,853.00
	1980-81 Budget Remaining	5,167.00	<u>\$130,469.00</u>
III. 1979-80 and 1980-81 Budgets			
	Total Expenditures		\$ 84,538.00
	Approved Budgets		214,853.00
	Budgets Remaining		<u>\$130,315.00</u>

SOLAR ONE VISITOR CENTER
PROPOSED MARCH 1981 EXPENDITURES

I.	1979-80 Budget	
A.	Other Billings	\$ 1,200.00
	(Brochure distribution)	
II.	1980-81 Budget	
A.	Labor	
	1. Visitor Center	\$ 4,000.00
	2. Coolwater	<u>50.00</u>
	Total	4,050.00
B.	Employee Expense	200.00
C.	Regular Monthly Billings	1,100.00
D.	Other Billings	<u>700.00</u>
	Total	\$ 6,050.00
III.	1979-80 and 1980-81 Budgets	
	Total	\$ 7,250.00

DOE FILE COPY

May 1, 1981

MR. CLYDE STONER

SUBJECT: Monthly Report - April 1981
Solar One Visitor Center

ATTENDANCE

The attendance for the month of April was 2,176 with a grand total of 13,385 from the opening through the end of April. Each month is better than the prior one and this month included 1,682 walk-in's and 494 in 23 different tour groups (see attached sheet). Twelve different schools/youth groups visited the Center this month with a total of 362 students.

DISPLAYS/MOVIES/BROCHURES

The Solar One Visitor Center brochure will be distributed to almost 400 locations in the High Desert, Las Vegas and Orange County areas. Certified Folder Display Service has a three-month contract beginning May 15, 1981.

SPECIAL EVENTS/OUTSIDE PRESENTATIONS

Five Solar One slide presentations were given this month with a total of 434 in the audience. They are as follows: Lenwood Elementary School (Tong - 300 students); Mohave Valley Museum (Ramos - 44 adults); Daggett Chamber of Commerce (Tong - 15 adults); High Desert Mountain Water Association (Tong - 50 adults); and Cub Scout Troop 60 (Ramos - 25 children and adults).

PRESS/RADIO/TELEVISION

Atlantic Richfield filmed a 5-10 minute segment called Energy Update. ARCO gives this monthly update to TV stations to use as they see fit. The Solar One segment should be ready by the end of May.

PM Magazine of San Diego was also out this month to film a segment on Solar One. Edison provided a helicopter for their use and Messrs. Reeves and Schweinberg were here for taped interviews. San Diego TV Station KFMB should air this piece in May or June with a possible sale to our local LA PM Magazine.

Bob Cook, Science Writer for the Associated Press, and Sgt. Bieber, writer for the Marine Base newspaper "The Prospector", each took a tour of the Center and the construction site to write articles about Solar One and the Visitor Center.

EMPLOYEES

Alice Ramos will become a permanent Edison employee in the Barstow District, Customer Service Department, on April 8th. Both part time employees, Julie Baker and Tammy Brown, will then become full time to replace both Alice and Ruth Tomic who left in March.

MR. CLYDE STONER

-2-

May 1, 1981

The last four days of the month were really slow due to the weather. Summer has arrived with temperatures reaching the high 90's. As we found out last summer, during really hot days, our visitor count is lower.

Pat Tong

PAT TONG

pt
Attachment

ATTENDANCE RECORD
SOLAR ONE VISITOR CENTER
MONTH April 1981

DATE	WALK-IN'S	TOURS	GROUP NAME	REMARKS
1	30	1	Col. Tom Hefflefinger (Army)	Guest of D. Schweinberg
2	25	34	5-6th Graders, Helendale Elm Sch.	
3	39			
4	68	32	(15) L.A. Jr. Chamber of Commerce (17) SCE Explorer Post 272	
5	122	29		
6	30			
7	48	47	(35) 4th Graders, Crestline Sch., Barstow (12) Boy Scouts, Arcadia	
8	53	44	(41) Assumption Sch., San Bernardino (3) ARCO to film Energy Update	
9	58			
10	35	37	1st Graders, Mt. St. Joseph Sch, Barstow	
11	89	43	(29) San Jose State, MESA Program (14) San Gabriel Valley Porche Club	
12	117			
13	61			
14	65	16	Barnes Family Adventure Club, Visalia	
15	78	1	Bob Cook, A.P. Science Writer	
16	65			
17	77			
18	138			
19			C L O S E D - E A S T E R S U N D A Y	
20	49			
21	69	33	Assoc. of American Geographers	
22	40	29	(19) 3-4th Graders, Barstow Christian Sch. (10) Cub Scouts, Barstow	
23	24	55	(1) Sgt Bieber, Marine Corp; (4) PM Magazine; (50) 4-8th Graders, Mt. Baldy Elm Sch.	
24	34			
25	72	30	In Service Teacher Training Cal State, Bakersfield	SCE Repr: Lucy Carter
26	80			
27	32			
28	28			
29	34	63	4-5th Graders, Crestline Elm Sch., Barstow	
30	22			
31				
	1682	494	TOTALS	Total this month: 2,176 Avg Daily Count: 75.0 Total to date: 13,387 Avg Daily Count: 47.3

SOLAR ONE VISITOR CENTER

ATTENDANCE BY DAYS OF THE WEEK

	Aug '80	Sept '80	Oct '80	Nov '80	Dec '80	Jan '81	Feb '81	Mar '81	Apr '81	May '81	June '81	July '81
Sundays	17%	18%	17%	19%	18%	20%	19%	25%	16%			
Mondays	11%	11%	11%	10%	11%	6%	11%		8%			
						7%		9%	14%			
Tuesdays	16%	14%	13%	11%	12%	13%	11%	10%				
Wednesdays	13%	13%	14%	11%	11%	8%	15%	7%	17%			
								11%				
Thursdays	13%	13%	15%	14%	13%		9%		13%			
						19%		14%				
Fridays	13%	13%	13%	15%	14%		14%		10%			
Saturdays	17%	18%	17%	20%	21%	27%	21%	24%	22%			

SOLAR ONE VISITOR CENTER

ATTENDANCE BY HOURS OF THE DAY

	Aug '80	Sept '80	Oct '80	Nov '80	Dec '80	Jan '81	Feb '81	Mar '81	Apr '81	May '81	June '81	July '81
9/a to 10/a	6%	8%	12%	11%	11%	7%	14%	14%	12%			
	9%											
10/a to 11/a		10%	12%	13%	12%	17%	10%	20%	16%			
	13%											
11/a to 12/Noon		13%	13%	13%	15%	12%	12%		18%			
								13%				
12/Noon to 1/p	17%	15%	14%	16%	17%	15%	17%					
								11%	10%			
1/p to 2/p	13%	14%	13%	12%	13%	17%	16%		13%			
								11%				
2/p to 3/p	14%	16%	15%	14%	14%	15%	13%		14%			
								13%				
3/p to 4/p	19%	14%	13%	14%	13%							
						10%	10%	11%	11%			
4/p to 5/p	9%	10%	8%	7%	5%	7%	8%	7%	6%			

SOLAR ONE VISITOR CENTER

ATTENDANCE BY HOME TOWN

	Aug '80	Sept '80	Oct '80	Nov '80	Dec '80	Jan '81	Feb '81	Mar '81	Apr '81	May '81	June '81	July '81
Local (30 mile radius)	48%	47%	41%	39%	37%	37%	38%	34%	24%			
California (other than local)	32%	33%	41%	44%	46%	39%	42%	36%	60%			
Another State	15%	15%	15%	14%	14%	21%	17%	25%	13%			
Another Country	5%	5%	3%	3%	3%	3%	3%	5%	3%			

Brochures Distributed

SOLAR ONE VISITOR CENTER

MARCH 1981 EXPENDITURES

I.	1979-80 Budget	<u>This Month</u>	<u>To Date</u>
A.	Labor (July-September 1980)		
	1. Visitor Center		\$ 14,253.00
	2. Telecommunications		60.00
	3. Coolwater		<u>1,320.00</u>
	Total		15,633.00
B.	Employee Expenses		1,940.00
C.	Misc. Material From General Store		533.00
D.	Regular Monthly Billings		1,469.00
E.	Other Billings		<u>30,579.00</u>
	Total Expenditures		\$ 50,154.00
	Approved Budget		50,000.00
	1979-80 Budget Remaining		<u>\$ (154.00)</u>
II.	1980-81 Budget		
A.	Labor		
	1. Visitor Center	\$ 4,860.00	\$ 28,028.00
	2. Coolwater		338.00
	Total	<u>4,860.00</u>	<u>28,366.00</u>
B.	Employee Expenses	208.00	2,293.00
C.	Misc. Material	--	--
D.	Regular Monthly Billings	1,035.00	6,917.00
E.	Other Billings	<u>3,742.00</u>	<u>6,652.00</u>
	Total Expenditures	9,845.00	44,228.00
	Approved Budget	13,741.00	164,853.00
	1980-81 Budget Remaining	3,896.00	<u>\$120,625.00</u>
III.	1979-80 and 1980-81 Budgets		
	Total Expenditures		\$ 94,382.00
	Approved Budgets		214,853.00
	Budgets Remaining		<u>\$120,471.00</u>

SOLAR ONE VISITOR CENTER
PROPOSED APRIL 1981 EXPENDITURES

I. 1980-81 Budget

A.	Labor	
	1. Visitor Center	\$ 4,200.00
	2. Coolwater	<u>150.00</u>
	Total	4,350.00
B.	Employee Expense	300.00
C.	Regular Monthly Billings	900.00
D.	Other Billings	<u>100.00</u>
	Total	\$ 5,650.00

DOE FILE COPY

DOE/SF/10501--11-VC
(STMP0-711)

June 1, 1981

MR. CLYDE STONER

SUBJECT: Monthly Report - May 1981
Solar One Visitor Center

ATTENDANCE

The attendance for the month of May was 2,109 with a grand total of 15,482 from inception. This month was a little slower due to a couple of weeks of bad wind storms. This month included 1,493 walk-in's and 616 in 21 different tour groups (see attached sheet). Fifteen different schools/youth groups visited the Center this month with a total of 531 students.

DISPLAYS/MOVIES/BROCHURES

Several small repair problems have occurred this month on the displays, but Coolwater Maintenance Men have responded quickly to our repair needs. So far they have been able to repair all items so Universal Exhibits (which is much more expensive) was not called.

A re-order for 76,000 new Solar One Visitor Center brochures was made and have been delivered to the Display Department in Alhambra. The new brochures included our telephone number and also stated we are closed on Easter Sunday.

SPECIAL EVENTS/OUTSIDE PRESENTATIONS

Only one Solar One slide presentation was given this month. I spoke to Cameron Elementary School (Barstow), grades 4th through 6th. About 300 students were in attendance.

On May 12th, five foreign dignitaries, all solar specialists, were given a special site tour. This group were on a 3 month State Department tour of solar facilities across the United States. Mr. Robert Mueller, Swiss Embassy, Washington, D.C., and Messrs. Bronnimann and Meyer of a Zurich, Switzerland film company were given on-site tours.

PRESS/RADIO/TELEVISION

CBS News were out on May 20th to film a segment that will be aired on the 7:00 PM News with Dan Rather. It should be aired one evening during the week of June 1st.

Pat Tong

PAT TONG

pt
Attachment

ATTENDANCE RECORD
SOLAR ONE VISITOR CENTER
MONTH MAY

DATE	WALK-IN'S	TOURS	GROUP NAME	REMARKS
1	32	27	2nd Grade, Skyline North Elm. School, Barstow	
2	47			
3	62	11	Camp Fire Girls, Arcadia	
4	11			
5	29	2	Mimi Bowles, Freelance Writer Robert Mueller, Swiss Embassy, Wash. D.C.	
6	36	36	4th Grade, Yermo Elm. School	
7	24	54	3rd Grade, George Air Force Base Elm. School	
8	13			
9	52			
10	61			
11	32			
12	43	5	Dept of State Tour of Foreign Solar Specialists	
13	41			
14	39	37	(22) Solar One Project Advisory Committee SCE Rep. Joe Reeves (15) 5&6 Grades, Barstow Christian School	
15	22			
16	34			
17	64			
18	32			
19	44	65	4&5 Grade, Grand Terrace Elm. School	
20	41	129	(2) CBS News (27) 8th Grade, Hesperia School (100) Up With People Singing Group	
21	38			
22	55			
23	139	70	(31) Santa Ana College (14) Cal State L.A. Engrg Honor Students (25) Girl Scouts, Barstow	
24	128			
25	79			
26	45	68	5th Grade, Terrace View School, Grand Terrace	
27	33	20	7&9th Grade, Barstow Christian School	
28	46	22	(20) 9th Grade, Kennedy School, Barstow (2) Film. Co. from Zurich, Switzerland	
29	25	52		
30	76			
31	70	18	Girl Scouts, Grand Terrace	
	1493	616	TOTALS	Total this month: 2,109 Avg. Daily Count: 68.0 Total to date: 15,482 Avg. Daily Count: 49.3

SOLAR ONE VISITOR CENTER

ATTENDANCE BY DAYS OF THE WEEK

	Aug '80	Sept '80	Oct '80	Nov '80	Dec '80	Jan '81	Feb '81	Mar '81	Apr '81	May '81	June '81	July '81
Sundays	17%	18%	17%	19%	18%	20%	19%	25%	16%	20%		
Mondays	11%	11%	11%	10%	11%	6%	11%		8%	7%		
Tuesdays	16%	14%	13%	11%	12%	7%	11%	9%	14%	14%		
Wednesdays	13%	13%	14%	11%	11%	13%	15%	10%	17%	16%		
Thursdays	13%	13%	15%	14%	13%	8%	9%	11%	13%	12%		
Fridays	13%	13%	13%	15%	14%	19%	14%	14%	10%	11%		
Saturdays	17%	18%	17%	20%	21%	27%	21%	24%	22%	20%		

SOLAR ONE VISITOR CENTER

ATTENDANCE BY HOURS OF THE DAY

	Aug '80	Sept '80	Oct '80	Nov '80	Dec '80	Jan '81	Feb '81	Mar '81	Apr '81	May '81	June '81	July '81
9/a to 10/a	6%	8%	12%	11%	11%	7%	14%	14%	12%	16%		
	9%											
10/a to 11/a		10%	12%	13%	12%	17%	10%	20%	16%	17%		
	13%											
11/a to 12/Noon		13%	13%	13%	15%	12%	12%		18%			
								13%		15%		
12/Noon to 1/p	17%	15%	14%	16%	17%	15%	17%					
								11%	10%	12%		
1/p to 2/p	13%	14%	13%	12%	13%	17%	16%					
								11%	13%	9%		
2/p to 3/p	14%	16%	15%	14%	14%	15%	13%					
								13%	14%	14%		
3/p to 4/p	19%	14%	13%	14%	13%							
						10%	10%	11%	11%	9%		
4/p to 5/p	9%	10%	8%	7%	5%	7%	8%	7%	6%	8%		

SOLAR ONE VISITOR CENTER

ATTENDANCE BY HOME TOWN

	Aug '80	Sept '80	Oct '80	Nov '80	Dec '80	Jan '81	Feb '81	Mar '81	Apr '81	May '81	June '81	July '81
Local (30 mile radius)	48%	47%	41%	39%	37%	37%	38%	34%	24%	28%		
California (other than local)	32%	33%	41%	44%	46%	39%	42%	36%	60%	53%		
Another State	15%	15%	15%	14%	14%	21%	17%	25%	13%	14%		
Another Country	5%	5%	3%	3%	3%	3%	3%	5%	3%	5%		

Brochures Distributed

SOLAR ONE VISITOR CENTER BUDGET

DEPARTMENT OF ENERGY BILLINGS

<u>Date of Billing</u>	<u>Labor</u>	<u>Other Operation Expenses</u>	<u>Adm. and General Expenses</u>	<u>Total Billed DOE</u>	<u>Total Expended</u>	<u>Budget Remaining*</u>
Thru Sept. 30, 1980	\$12,099.72	\$ 7,281.11	\$ 3,203.65	\$22,584.48	\$ 22,584.48	\$192,268.52
Oct. & Nov. 1980	8,469.18	29,038.92	6,200.09	43,708.19	66,292.67	148,560.33
December 1980	8,064.85	2,620.33	1,766.26	12,451.44	78,744.11	136,108.89
January 1981	3,931.22	2,831.31	1,100.94	7,863.47	86,607.58	128,245.42
February 1981	5,308.90	4,389.28	1,578.86	11,277.04	97,884.62	116,968.38
March 1981	4,771.55	4,985.31	1,588.42	11,345.28	109,229.90	105,623.10
April 1981						
May 1981						
June 1981						
July 1981						
August 1981						
September 1981						

TOTAL

*1979-80 Budget = \$ 50,000.00

1980-81 Budget = \$164,853.00

Total = \$214,853.00

DOE FILE COPY

DOE/SF/10501--12-VC
(STMP0-712)

July 1, 1981

MR. CLYDE STONER

SUBJECT: Monthly Report - June 1981
Solar One Visitor Center

ATTENDANCE

The attendance for the month of June was 1,421 with a grand total of 16,441 from inception. This month was much slower due to temperatures reaching 105° for over half the month. During the month we had 1,162 walk-in's and 249 in 19 different tour groups (see attached sheet). Five different school/youth groups visited the Center with a total of 153 students.

DISPLAYS/MOVIES/BROCHURES

The following films were purchased this month to be used at the Visitor Center: Water Follies; A is for Atom; The Electric Story - Coal; The Electric Story - Sun Power; The Solar Generation; The Next 1,000 Years; Electricity - The Way it Works; and Electricity.

SPECIAL EVENTS/OUTSIDE PRESENTATIONS

Only one Solar One slide presentation was given this month. I spoke to the Barstow Kiwanis Club on June 11th.

Several VIP's toured the Visitor Center and were given a special tour of the construction site. They were: Guy Manger, Zurich, Switzerland; Congressman Komiyama, Japan; Masahiko Ito, Consulate General of Japan, LA; Ambassador Holsey Handyside, DOE, Wash. DC; Niels Hauffe, Consul, Science and Technology, South African Consulate-General, LA.

The Department of Energy representatives from Los Angeles, Oakland, San Francisco and Washington, DC, were out this month to begin plans for the December 9th Turbine Roll Party.

PRESS/RADIO/TELEVISION

On June 12th during the 7/p Dan Rather News, a 30 second segment on Solar One was aired. The complete 4 minute item discussed solar home use and was rather negative with a quick mention of a solar power tower in California.

TV Station WCKT from Miami, Florida, filmed a piece on June 18 to be included with scenes of our wind turbines in Palm Springs. Their subject was why the Florida Power and Light Company was raising their rates and what other utilities are doing to generate electricity using alternate energy sources.

Chuck Levy, UC Berkely, taped a telephone interview with me on June 15 to be aired on the CBS Radio Science Program.

Pat

PAT TONG

pt
Attachment

ATTENDANCE RECORD
SOLAR ONE VISITOR CENTER
MONTH June 1981

DATE	WALK-IN'S	TOURS	GROUP NAME	REMARKS
1	21	29	2: Guy Manger, Zurich, Switzerland 27: Barstow Realtors	SCE Repr: Bill Brown
2	32	40	1st-5th Grades, Skyline North Elem, Barstow	
3	24			
4	33	3	JPL Project Personnel	
5	48			
6	58			
7	74			
8	30	17	Walnut Children's Academy, Hesperia	
9	35	23	Cub Scouts, Lenwood	
10	46			
11	33	2	Bill Edwards, G.E. Photographer	
12	28	17	15: San Ber. Air Pollution Control District 2: Congressman Komiyama, Japan	
13	67			
14	94			
15	56			
16	28			
17	37	24	7th-8th Grade Science Students, Oakland	
18	30	4	WCKT TV Miami	
19	39			
20	37			
21	23			
22	48	1	Ambassador Handyside, DOE, Wash. DC	
23	49	6	Dale Cook, DOE, San Fran; Greg Cook DOE, LA; Al Bunte, SCE; Niels Hauffe, Union of So Africa; Beckman Instruments Photo.	
24	16	5	Bill Manning, DOE Wash; John Russ, DOE, Oakland; 3: ARCO Solar Specialists	
25	16			
26	24	2	Howard Lindenmeyer, Motion Picture Producer	
27	42	27	SCE Barstow District Employees	SCE Repr Bill Brown
28	53			
29	23	49	Barstow Parks and Recreation Youth Group	
30	18			
31				
	1162	249	TOTALS	
			Total this month: 1,411	Average daily count: 47.0
			Total to date: 16,441	Average daily count: 47.7

SOLAR ONE VISITOR CENTER

ATTENDANCE BY DAYS OF THE WEEK

	Aug '80	Sept '80	Oct '80	Nov '80	Dec '80	Jan '81	Feb '81	Mar '81	Apr '81	May '81	June '81	July '81
Sundays	17%	18%	17%	19%	18%	20%	19%	25%	16%	20%	17%	
Mondays	11%	11%	11%	10%	11%	6%	11%		8%	7%	20%	
						7%			14%			
Tuesdays	16%	14%	13%	11%	12%	13%	11%	10%		14%		
Wednesdays	13%	13%	14%	11%	11%	8%	15%	7%	17%	16%	16%	
Thursdays	13%	13%	15%	14%	13%	19%	9%	11%	13%	12%	11%	
							14%					
Fridays	13%	13%	13%	15%	14%		14%		10%	11%	11%	
Saturdays	17%	18%	17%	20%	21%	27%	21%	24%	22%	20%	16%	

SOLAR ONE VISITOR CENTER

ATTENDANCE BY HOURS OF THE DAY

	Aug '80	Sept '80	Oct '80	Nov '80	Dec '80	Jan '81	Feb '81	Mar '81	Apr '81	May '81	June '81	July '81
9/a to 10/a	6%	8%	12%	11%	11%	7%	14%	14%	12%	16%	20%	
	9%											
10/a to 11/a		10%	12%	13%	12%	17%	10%	20%	16%	17%		
	13%										11%	
11/a to 12/Noon		13%	13%	13%	15%	12%	12%		18%			
								13%		15%	14%	
12/Noon to 1/p	17%	15%	14%	16%	17%	15%	17%					
								11%	10%	12%	15%	
1/p to 2/p	13%	14%	13%	12%	13%	17%	16%					
								11%	13%	9%	13%	
2/p to 3/p	14%	16%	15%	14%	14%	15%	13%					
								13%	14%	14%	9%	
3/p to 4/p	19%	14%	13%	14%	13%							
						10%	10%	11%	11%	9%	8%	
4/p to 5/p	9%	10%	8%	7%	5%	7%	8%	7%	6%	8%	10%	

SOLAR ONE VISITOR CENTER

ATTENDANCE BY HOME TOWN

	Aug '80	Sept '80	Oct '80	Nov '80	Dec '80	Jan '81	Feb '81	Mar '81	Apr '81	May '81	June '81	July '81
Local (30 mile radius)	48%	47%	41%	39%	37%	37%	38%	34%	24%	28%	28%	
California (other than local)	32%	33%	41%	44%	46%	39%	42%	36%	60%	53%	41%	
Another State	15%	15%	15%	14%	14%	21%	17%	25%	13%	14%	28%	
Another Country	5%	5%	3%	3%	3%	3%	3%	5%	3%	5%	3%	

Brochures Distributed

SOLAR ONE VISITOR CENTER BUDGET

DEPARTMENT OF ENERGY BILLINGS

<u>Date of Billing</u>	<u>Labor</u>	<u>Other Operation Expenses</u>	<u>Adm. and General Expenses</u>	<u>Total Billed DOE</u>	<u>Total Expended</u>	<u>Budget Remaining*</u>
Thru Sept. 30, 1980	\$12,099.72	\$ 7,281.11	\$ 3,203.65	\$22,584.48	\$ 22,584.48	\$192,268.52
Oct. & Nov. 1980	8,469.18	29,038.92	6,200.09	43,708.19	66,292.67	148,560.33
December 1980	8,064.85	2,620.33	1,766.26	12,451.44	78,744.11	136,108.89
January 1981	3,931.22	2,831.31	1,100.94	7,863.47	86,607.58	128,245.42
February 1981	5,308.90	4,389.28	1,578.86	11,277.04	97,884.62	116,968.38
March 1981	4,771.55	4,985.31	1,588.42	11,345.28	109,229.90	105,623.10
April 1981	4,735.02	1,305.74	983.44	7,024.20	116,254.10	98,598.90
May 1981						
June 1981						
July 1981						
August 1981						
September 1981						
TOTAL						

*1979-80 Budget = \$ 50,000.00

1980-81 Budget = \$164,853.00

Total = \$214,853.00

DOE FILE COPY

DOE/SF/10501--13-VC
(STMP0-713)

August 1, 1981

MR. CLYDE STONER

SUBJECT: Monthly Report - July 1981
Solar One Visitor Center

ATTENDANCE

The attendance for the month of July was 2,233 with a grand total of 18,675 from inception. During the month we had 2,142 walk-ins and 92 in 10 different tour groups. We have now been open a full year and the exact count for the first year is 18,097.

DISPLAYS/MOVIES/BROCHURES

Universal Exhibits was out during the month for annual maintenance of all displays. They are also going to present me with a proposal for a new display that will hold our 4x10 foot mirror segment, 6 foot segment of boiler piping and miscellaneous smaller pieces of equipment.

SPECIAL EVENTS/OUTSIDE PRESENTATIONS

Only one Solar One slide presentation was given this month. I spoke to the Hesperia Rotary Club on July 29th.


Several VIP's visited the Center and were given a special tour of the construction site. They were: Jack Dodd, Office of Management and Budgets, DOE, Washington, D.C.; Four Japanese investors in the Coal Gasification Project escorted by Alex Weir and Tom Reed; Three CPUC Commissioners were escorted by Pam Wilke and Ron Daniels of Revenue Requirements.

On Saturday, July 11th, we celebrated our first year of operation by having a party. Nearly 1,000 visited the Center and 850 of them took advantage of the bus tours around the construction site. Refreshments were served to those in attendance and door prizes were given away. We had not expected that many people, but the only thing we ran short of was popcorn for the movie watchers. Everything went as planned with all my employees (and my daughter) working very hard.

PRESS/RADIO/TELEVISION

KNXT Channel 2 taped a 2 minute segment about Solar One on Monday, July 20th, with it being aired that evening on the 5:00 PM News. Marsha Brandwynne introduced the segment and ended it with a statement about our mirrors falling down in the winds. Bob Donley, Empire Correspondent for KNXT, interviewed me and I explained how the system works and why we need Solar One.

pt


PAT TONG

ATTENDANCE RECORD
SOLAR ONE VISITOR CENTER
MONTE July 1981

DATE	WALK-IN'S	TOURS	GROUP NAME	REMARKS
1	40			
2	51			
3	36			
4	57			
5	50			
6	33			
7	29			
8	38			
9	31			
10	42			
11	972		SOLAR ONE VIC BIRTHDAY PARTY	
12	17			
13	19	40	34: Barstow Parks & Recreation 6: Jack Dodd, Mgmts & Budgets, DOE	
14	30	7	Japanese investors in Coal Gas	SCE Repr: Alex Weir/Tom Reed
15	37	3	School teachers from Barstow & Redlands	
16	34			
17	31			
18	59			
19	57			
20	23	4	KNXT Channel 2 News	
21	27			
22	28	2	Edward Ney, Georgia Pwr & Light	
23	33			
24	25			
25	75	5	Robert Fox, PR, McDonnell/Douglas and Guests from Chile	
26	80			
27	47			
28	30	5	PUC & SCE Revenue Requirements	SCE Repr: Pam Wilke
29	27			
30	49	24	Operation Second Chance, San Bernardino	SCE Repr: Joe Faulkner
31	35	2	Mike Bober Graphic Films	
	2142	92	TOTALS Total this month: 2,233 Total to date: 18,675	Average Daily Count: 72.0 Average Daily Count: 49.8

SOLAR ONE VISITOR CENTER

ATTENDANCE BY HOME TOWN

	Aug '80	Sept '80	Oct '80	Nov '80	Dec '80	Jan '81	Feb '81	Mar '81	Apr '81	May '81	June '81	July '81
Local (30 mile radius)	48%	47%	41%	39%	37%	37%	38%	34%	24%	28%	28%	42%
California (other than local)	32%	33%	41%	44%	46%	39%	42%	36%	60%	53%	41%	32%
Another State	15%	15%	15%	14%	14%	21%	17%	25%	13%	14%	28%	20%
Another Country	5%	5%	3%	3%	3%	3%	3%	5%	3%	5%	3%	6%

Brochures Distributed

SOLAR ONE VISITOR CENTER

ATTENDANCE BY DAYS OF THE WEEK

	Aug '80	Sept '80	Oct '80	Nov '80	Dec '80	Jan '81	Feb '81	Mar '81	Apr '81	May '81	June '81	July '81
Sundays	17%	18%	17%	19%	18%	20%	19%	25%	16%	20%	17%	15%
Mondays	11%	11%	11%	10%	11%	6%	11%		8%	7%	20%	13%
Tuesdays	16%	14%	13%	11%	12%	7%	11%	9%	14%	14%		10%
Wednesdays	13%	13%	14%	11%	11%	13%	15%	10%	17%	16%	16%	13%
Thursdays	13%	13%	15%	14%	13%	8%	9%	11%	13%	12%	11%	18%
Fridays	13%	13%	13%	15%	14%	19%	14%	14%	10%	11%	9%	12%
Saturdays	17%	18%	17%	20%	21%						11%	
						27%	21%	24%	22%	20%	16%	19%

SOLAR ONE VISITOR CENTER

ATTENDANCE BY HOURS OF THE DAY

	Aug '80	Sept '80	Oct '80	Nov '80	Dec '80	Jan '81	Feb '81	Mar '81	Apr '81	May '81	June '81	July '81
9/a to 10/a	6%	8%	12%	11%	11%	7%	14%	14%	12%	16%	20%	17%
	9%											
10/a to 11/a		10%	12%	13%	12%	17%	10%	20%	16%	17%	11%	16%
	13%											
11/a to 12/Noon		13%	13%	13%	15%	12%	12%		18%			
								13%		15%	14%	15%
12/Noon to 1/p	17%	15%	14%	16%	17%	15%	17%					
								11%	10%	12%	15%	13%
1/p to 2/p	13%	14%	13%	12%	13%	17%	16%					
								11%	13%	9%	13%	12%
2/p to 3/p	14%	16%	15%	14%	14%	15%	13%					
								13%	14%	14%	9%	10%
3/p to 4/p	19%	14%	13%	14%	13%							
						10%	10%	11%	11%	9%	8%	9%
4/p to 5/p	9%	10%	8%	7%	5%	7%	8%	7%	6%	8%	10%	8%

SOLAR ONE VISITOR CENTER BUDGET

DEPARTMENT OF ENERGY BILLINGS

<u>Date of Billing</u>	<u>Labor</u>	<u>Other Operation Expenses</u>	<u>Adm. and General Expenses</u>	<u>Total Billed DOE</u>	<u>Total Expended</u>	<u>Budget Remaining*</u>
Thru Sept. 30, 1980	\$12,099.72	\$ 7,281.11	\$ 3,203.65	\$22,584.48	\$ 22,584.48	\$192,268.52
Oct. & Nov. 1980	8,469.18	29,038.92	6,200.09	43,708.19	66,292.67	148,560.33
December 1980	8,064.85	2,620.33	1,766.26	12,451.44	78,744.11	136,108.89
January 1981	3,931.22	2,831.31	1,100.94	7,863.47	86,607.58	128,245.42
February 1981	5,308.90	4,389.28	1,578.86	11,277.04	97,884.62	116,968.38
March 1981	4,771.55	4,985.31	1,588.42	11,345.28	109,229.90	105,623.10
April 1981	4,735.02	1,305.74	983.44	7,024.20	116,254.10	98,598.90
May 1981	4,626.68	1,969.18	1,073.81	7,669.67	123,923.77	90,929.23
June 1981	7,864.31	16,573.15	3,978.42	28,415.88	152,339.65	62,513.35
July 1981						
August 1981						
September 1981						

TOTAL

*1979-80 Budget = \$ 50,000.00
1980-81 Budget = \$164,853.00
Total = \$214,853.00

July 15, 1981

MR. CLYDE STONER

SUBJECT: First Birthday Celebration
Solar One Visitor Center

On Saturday, July 11, 1981, the Solar One Visitor Center celebrated its first year of operation by having a birthday party. Almost 1,000 people toured the Visitor Center and 839 people took advantage of the bus tours around the construction site.

ATTENDANCE

During our first hour, 209 visitors toured the Center. Each hour after that, the attendance was lower, with 55 walking through from 4/p to 5/p. This averaged 121 per hour, which is more than we have been having daily. The exact count was 972.

BUS TOURS

Mike Chavez was the tour guide on the bus and he made 16 trips around the construction site. A 90 passenger bus was rented from the Silver Valley School District and I hired one of their drivers for the day. Throughout the day 839 visitors took the bus ride which averaged 52 per trip. Mike handed each visitor a paper showing the entire site on one side and a drawing of the core area with identification markings on the back side. He said most people were thrilled they could go on site - but not too many asked questions. Each bus tour took about 20 minutes and some guests had to wait for about half an hour in the heat, but Mike said he did not receive too many complaints. I did have a few visitors that were upset because the bus did not pick them up at the Visitor Center, but that would have been an impossible task with only one bus.

REFRESHMENTS/DOOR PRIZES/FREEBIES

We served cookies and ice tea to all our visitors and those who wished to watch the movie, received small bags of popcorn (that is until we ran out at 2:30/p). We now have a Solar One balloon and they were filled with helium and given to the children and those young at heart adults. Solar One posters were also available to anyone who wanted one. Door prizes of solar beanies, T-shirts and baseball caps were given away at hourly drawings. I had a youngster from the audience draw a name from the bucket. Out of the 8 winners, one was from Kansas, one from Whitter, one from Fontana, and the rest from Barstow. Karl's Jr. loaned me two 10-gallon drink dispensers and ice (no cost to me). When the day was over, the Center was filthy, with popcorn and cookies ground into the carpeting and several glasses of tea spilled. But that evening the janitor cleaned up and it looked almost as good as new. Also, Cool Water Generating Station loaned us a table and three large trash cans for the day.

July 15, 1981

VISITORS COMMENTS

Since we were terribly busy, it was hard to talk to each and every visitor, but we did take time occasionally to ask their opinion of the Solar Plant and the Visitor Center. Most comments were very positive especially when they were asked about the bus tours. Mike did an exceptional job and several people who took the bus tour first, wanted me to know how excited they were to be able to see the site and what a good job Mike was doing. Of course, everyone enjoyed the refreshments, in fact many of the children made pigs of themselves.

COSTS

The birthday party cost me approximately \$950. This amount includes \$225 for refreshments and prizes; \$65 for printing charges for flyers and handouts on the bus tour; \$227 for newspaper ads and prints of pictures; \$200 for school bus and driver; \$40 for birthday bouquet of flowers; and \$185 for needed overtime. This averages out to a little less than \$1.00 per visitor - a worthwhile expense.

PUBLICITY

Both the Desert Dispatch and the San Bernardino Sun did excellent articles on the party with the Dispatch giving us front page and a photo of the site. On Monday following the party, the Dispatch also gave us a front page and photo story talking about the success of the celebration. I paid for a 3x5 ad in both newspapers for the Thursday and Friday prior to the party. Both got second page spreads and drew a lot of attention. All three of the local radio stations gave us community service status and mentioned the celebration several times a day for the entire week. The flyers were sent to all local motels/campgrounds and were put on car windshields in the parking lots of local supermarkets. I also mailed the flyers to all Eastern Division Edison offices.

I would like to commend my employees for the hard work they put forth to make this event a success. In the hot afternoon, both Tammy and Julie volunteered to put flyers on cars. I even had my daughter working for me that day. She blew balloons, rolled posters and went into town to get us all lunch. We all wanted to be proud of this Center and our party and worked to make it a celebration to remember.



PAT TONG

pt

cc: Joe Reeves

Dick Schweinberg

DOE FILE COPY

September 1, 1981

MR. CLYDE STONER

SUBJECT: Monthly Report - August 1981
Solar One Visitor Center

ATTENDANCE

The attendance for the month of August was 1,212 with a grand total of 19,890 from inception, up 12% over August of 1980. During the month we had 1,151 walk-ins and 61 in 14 different tour groups.

PRESS/RADIO/TELEVISION

Photographers from Sunset Magazine, Fortune Magazine and the San Bernardino Sun were out this month to do pictorial stories on Solar One. Exxon and Guy F. Atkinson Companies and LADWP will be doing stories in their company magazine on the progress of Solar One. Bert Holmgren of the Swedish Broadcasting Company taped a segment for viewing in his country.

EMPLOYEES

Mike Chavez has now completed his summer employment at the Visitor Center and will be attending college in San Diego.

Pat Tong
PAT TONG

pt

ATTENDANCE RECORD
SOLAR ONE VISITOR CENTER
MONTH August

DATE	WALK-IN'S	TOURS	GROUP NAME	REMARKS
1	37			
2	70			
3	31			
4	46			
5	36			
6	32			
7	28			
8	57			
9	55			
10	48			
11	35	3	1: Bill Ross, Sunset Magazine 2: Alberto Cannetta & Antonio Canino, Italian Atomic Energy Comm.	
12	30			
13	36			
14	41	1	Glen Capers, The Sun Newspaper	
15	59			
16	83			
17	24	3	1: Kim Steele, Fortune Magazine 2: Ron Chamberlain, Guy F. Atkinson Company	
18	23	16	1: Alex Watts, BLM photographer 15: Boy Scouts, Fort Irwin	
19	26	4	2: Treva Miller LADWP 2: Gene Myers & Jack Stradtner, Exxon photographer	
20	26	7	Val Finlayson, Utah Pwr & Light	
21	34			
22	43			
23	48			
24	25			
25	13			
26	31			
27	35	4	1: Frank Brescia, The City Uni., NY; 1: R. Petit, France 2: Prof. Phillip Berano, U./Washington	
28	18	4	Bert Holmgren, Swedish Broadcasting Co.	
29	21	19	Boys Club, Barstow	
30	47			
31	16			
	1154	61	TOTALS Total this month: 1,215 - Avg. Daily Count: 39.2 Total to date: 19,890	

SOLAR ONE VISITOR CENTER

ATTENDANCE BY HOME TOWN

	May '81	June '81	July '81	Aug '81	Sept '81	Oct '81	Nov '81	Dec '81	Jan '82	Feb '82	Mar '82	Apr '82
Local (30 mile radius)	28%	28%	42%	14%								
California (other than local)	53%	41%	32%	49%								
Another State	14%	28%	20%	27%								
Another Country	5%	3%	6%	10%								

SOLAR ONE VISITOR CENTER

ATTENDANCE BY DAYS OF THE WEEK

	May '81	June '81	July '81	Aug '81	Sept '81	Oct '81	Nov '81	Dec '81	Jan '82	Feb '82	Mar '82	Apr '82
Sundays	20%	17%	15%	25%								
Mondays	7%	20%	13%	12%								
Tuesdays	14%		10%									
Wednesdays	16%	16%	13%	11%								
Thursdays	12%	11%	18%	10%								
Fridays	11%	9%		12%								
Saturdays	20%	11%	12%	10%								
		20%	19%	20%								

SOLAR ONE VISITOR CENTER

ATTENDANCE BY HOURS OF THE DAY

	May '81	June '81	July '81	Aug '81	Sept '81	Oct '81	Nov '81	Dec '81	Jan '82	Feb '82	Mar '82	Apr '82
9/a to 10/a	16%	20%	17%	12%								
10/a to 11/a	17%	11%	16%	18%								
11/a to 12/Noon	15%	14%	15%	16%								
12/Noon to 1/p	12%	15%	13%	14%								
1/p to 2/p	9%	13%	12%	12%								
2/p to 3/p	14%	9%	10%	12%								
3/p to 4/p	9%	8%	9%	10%								
4/p to 5/p	8%	10%	8%	6%								

SOLAR ONE VISITOR CENTER BUDGET

DEPARTMENT OF ENERGY BILLINGS

<u>Date of Billing</u>	<u>Labor</u>	<u>Other Operation Expenses</u>	<u>Adm. and General Expenses</u>	<u>Total Billed DOE</u>	<u>Total Expended</u>	<u>Budget Remaining*</u>
Thru Sept. 30, 1980	\$12,099.72	\$ 7,281.11	\$ 3,203.65	\$22,584.48	\$ 22,584.48	\$192,268.52
Oct. & Nov. 1980	8,469.18	29,038.92	6,200.09	43,708.19	66,292.67	148,560.33
December 1980	8,064.85	2,620.33	1,766.26	12,451.44	78,744.11	136,108.89
January 1981	3,931.22	2,831.31	1,100.94	7,863.47	86,607.58	128,245.42
February 1981	5,308.90	4,389.28	1,578.86	11,277.04	97,884.62	116,968.38
March 1981	4,771.55	4,985.31	1,588.42	11,345.28	109,229.90	105,623.10
April 1981	4,735.02	1,305.74	983.44	7,024.20	116,254.10	98,598.90
May 1981	4,626.68	1,969.18	1,073.81	7,669.67	123,923.77	90,929.23
June 1981	7,864.31	16,573.15	3,978.42	28,415.88	152,339.65	62,513.35
July 1981						
August 1981						
September 1981						
TOTAL						

*1979-80 Budget = \$ 50,000.00

1980-81 Budget = \$164,853.00

Total = \$214,853.00

DOE FILE COPY

October 1, 1981

MR. CLYDE STONER

SUBJECT: Monthly Report - September 1981
Solar One Visitor Center

ATTENDANCE

The attendance for the month of September was 1,149 with a grand total of 21,039 from inception, up 42% over September of 1980. During the month we had 972 walk-ins and 177 in 9 different tour groups.

SPECIAL EVENTS/OUTSIDE PRESENTATIONS

I gave four Solar One slide presentations this month to the following groups: Daggett Historical Society (37 in audience); California Society of Professional Engineers (25); Phelan Lions Club (35); and Victorville Rotary Club (55).

Several VIP's toured the Center and the construction site this month. They are as follows: Fred Turner, UCLA, and Larry Edwards, National Science Foundation, brought a scientist from Algeria; Daniel Ruger, Director Solar Technology, Switzerland; Nertor Smittenaar and Allipo Ortiz, Peru representatives to the United Nations.

PRESS/RADIO/TELEVISION

Disney Productions for Exxon Corporation, an Italian Film Company, National Geographic (for a book on Deserts of the World) and Texaco were all out this month for pictures of Solar One. The October issue of Sunset (Editorial page) and the September/October issue of LADWP's Intake Magazine had excellent stories on Solar One. Sunset Magazine will also be doing an article just on the Visitor Center in the December issue.

Summer is now over and colder weather has arrived. Our summer attendance was not as high as expected but with schools starting, we are hoping to see many busloads of school children. The Engineering Department is still working on putting up our billboards. They faced more problems than anyone had anticipated.

Pat

PAT TONG

pt

ATTENDANCE RECORD
SOLAR ONE VISITOR CENTER
MONTH September

DATE	WALK-IN'S	TOURS	GROUP NAME	REMARKS
1	12	2	Jim Laukes & Doug Brenne, Governor's State University N.Y.	
2	28	3	Italian Film Company	
3	30			
4	21			
5	68			
6	111			
7	99			
8	29			
9	39	3	Fred Turner, UCLA Research Biologist Larry Edwards, National Science Foundation	
10	20			
11	21			
12	52			
13	30			
14	20	1	Jim Stanfield, National Geographic Photographer	
15	32			
16	21			
17	22	2	Rick Whitmore, Texaco Photographer	
18	21			
19	24	3	Nertor Smittenaar & Allipo Ortiz United Nations SCE Representative Lucy Carter	
20	25			
21	13	106	Up with People Singing Group	
22	26			
23	11			
24	21			
25	26			
26	73			
27	23			
28	10			
29	16			
30	28	57	(2) Disney Production Photographers (55) 6th Grade, Phelan Elementary School	
31				
	972	177	TOTALS	Total this month: 1,149 - Avg. Daily Count: 38.3 Total to date: 21,039

SOLAR ONE VISITOR CENTER

ATTENDANCE BY HOURS OF THE DAY

	May '81	June '81	July '81	Aug '81	Sept '81	Oct '81	Nov '81	Dec '81	Jan '82	Feb '82	Mar '82	Apr '82
9/a to 10/a	16%	20%	17%	12%	7%							
10/a to 11/a					15%							
11/a to 12/Noon	17%	11%	16%	18%								
12/Noon to 1/p	15%	14%	15%	16%	13%							
1/p to 2/p					10%							
2/p to 3/p	12%	15%	13%	14%	18%							
3/p to 4/p	9%	13%	12%	12%	10%							
4/p to 5/p	14%	9%	10%	12%	19%							
	9%	8%	9%	10%								
	8%	10%	8%	6%	8%							

SOLAR ONE VISITOR CENTER

ATTENDANCE BY DAYS OF THE WEEK

	May '81	June '81	July '81	Aug '81	Sept '81	Oct '81	Nov '81	Dec '81	Jan '82	Feb '82	Mar '82	Apr '82
Sundays	20%	17%	15%	25%	16%							
Mondays	7%	20%	13%	12%	22%							
Tuesdays	14%		10%									
Wednesdays	16%	16%	13%	11%	10%							
Thursdays	12%	11%	18%	10%	17%							
Fridays	11%	9%		12%	8%							
Saturdays	20%	11%	12%	10%	8%							
		16%	19%	20%	19%							

SOLAR ONE VISITOR CENTER

ATTENDANCE BY HOME TOWN

	May '81	June '81	July '81	Aug '81	Sept '81	Oct '81	Nov '81	Dec '81	Jan '82	Feb '82	Mar '82	Apr '82
Local (30 mile radius)	28%	28%	42%	14%	22%							
California (other than local)	53%	41%	32%	49%	39%							
Another State	14%	28%	20%	27%	28%							
Another Country	5%	3%	6%	10%	11%							

SOLAR ONE VISITOR CENTER BUDGET

DEPARTMENT OF ENERGY BILLINGS

<u>Date of Billing</u>	<u>Labor</u>	<u>Other Operation Expenses</u>	<u>Adm. and General Expenses</u>	<u>Total Billed DOE</u>	<u>Total Expended</u>	<u>Budget Remaining*</u>
Thru Sept. 30, 1980	\$12,099.72	\$ 7,281.11	\$ 3,203.65	\$22,584.48	\$ 22,584.48	\$192,268.52
Oct. & Nov. 1980	8,469.18	29,038.92	6,200.09	43,708.19	66,292.67	148,560.33
December 1980	8,064.85	2,620.33	1,766.26	12,451.44	78,744.11	136,108.89
January 1981	3,931.22	2,831.31	1,100.94	7,863.47	86,607.58	128,245.42
February 1981	5,308.90	4,389.28	1,578.86	11,277.04	97,884.62	116,968.38
March 1981	4,771.55	4,985.31	1,588.42	11,345.28	109,229.90	105,623.10
April 1981	4,735.02	1,305.74	983.44	7,024.20	116,254.10	98,598.90
May 1981	4,626.68	1,969.18	1,073.81	7,669.67	123,923.77	90,929.23
June 1981	7,864.31	16,573.15	3,978.42	28,415.88	152,339.65	62,513.35
July 1981	6,128.16	10,405.51	2,691.68	19,225.35	171,565.00	43,288.00
August 1981						
September 1981						
TOTAL						

*1979-80 Budget = \$ 50,000.00

1980-81 Budget = \$164,853.00

Total = \$214,853.00

DOE FILE COPY

November 1, 1981

MR. CLYDE STONER

SUBJECT: Monthly Report - October 1981
Solar One Visitor Center

ATTENDANCE

The attendance for the month of October was 1,744 with a grand total of 22,783 from inception, up 80% over October of 1980. During the month we had 1,277 walk-ins and 467 in 21 different tour groups.

SPECIAL EVENTS/OUTSIDE PRESENTATIONS

I gave one Solar One slide presentation this month to the West San Bernardino County Water District in Beaumont (75 in attendance).

Several VIP's toured the Center and the Project this month. They are as follows: Solar specialists from Japan, India and Germany; California Energy Commission; Washington D.C. DOE representatives; California Water Pollution Control District; JPL Project Managers; and the Solar Central Receiver Annual Meeting.

PRESS/RADIO/TELEVISION

The following members of the press visited the site this month: Victor Valley Daily Press; Science Digest; Sacramento Bee; and Phoenix TV Station KOOL. The November issue of Fortune Magazine included 8 pages of Solar One pictures.

West Coast Sign Company has been issued a purchase order to install our billboards. Hopefully this will occur before the end of the year as we get daily complaints about our poor/non-existent signs.

This month has been very busy with special groups and press representatives and I expect it to get even busier in the coming months.


PAT TONG

pt

ATTENDANCE RECORD
SOLAR ONE VISITOR CENTER
MONTH October 1981

DATE	WALK-IN'S	TOURS	GROUP NAME	REMARKS
1	13	2	Victor Valley Daily Press	
2	25	80	Calif. Water Pollution Control District	
3	58			
4	62			
5	32			
6	25	4	Washington D.C. DOE Representatives	
7	22			
8	22			
9	19			
10	40			
11	78			
12	27			
13	29			
14	34	6	(2) El Monte Chamber; (2) Science Digest; (2) Sacramento Bee	
15	33	110	Solar Central Receiver Annual Meeting	
16	34			
17	67	15	Eastern Calif. Historical Society	
18	88	74	(40) Cal State L.B. Geology Dept. (34) San Gabriel Valley Amateur Radio Club	
19	33			
20	15			
21	29	1	Phoenix TV Station KOOL	
22	45			
23	41	8	JPL Project Managers	
24	61			
25	82			
26	35			
27	27	5	Japanese Solar Specialists	
28	44	39	(36) Eastern Div. Managers & Wives (3) Calif. Energy Commission	
29	42	77	(42) Santa Fe Supvrs Wives; (31) Barstow Cub Scouts; (4) Solar Specialists from India	
30	47	46	(3) L.B. State Students; (3) German Solar Specialist; (40) Blue Star Travel Club - Senior Citizens	
31	65			
	1277	467	TOTALS	Total this month: 1,744 - Average Daily Count: 56.3 Total to date: 22,783

SOLAR ONE VISITOR CENTER

ATTENDANCE BY HOURS OF THE DAY

	May '81	June '81	July '81	Aug '81	Sept '81	Oct '81	Nov '81	Dec '81	Jan '82	Feb '82	Mar '82	Apr '82
9/a to 10/a	16%	20%	17%	12%	7%	13%						
10/a to 11/a					15%							
	17%	11%	16%	18%		19%						
11/a to 12/Noon					13%							
	15%	14%	15%	16%	10%	11%						
12/Noon to 1/p						12%						
	12%	15%	13%	14%	18%							
1/p to 2/p						12%						
	9%	13%	12%	12%	10%							
2/p to 3/p						17%						
	14%	9%	10%	12%								
3/p to 4/p					19%							
	9%	8%	9%	10%		10%						
4/p to 5/p					8%	6%						
	8%	10%	8%	6%								

SOLAR ONE VISITOR CENTER

ATTENDANCE BY DAYS OF THE WEEK

	May '81	June '81	July '81	Aug '81	Sept '81	Oct '81	Nov '81	Dec '81	Jan '82	Feb '82	Mar '82	Apr '82
Sundays	20%	17%	15%	25%	16%	22%						
Mondays	7%	20%	13%	12%	22%	7%						
Tuesdays	14%		10%			6%						
Wednesdays	16%	16%	13%	11%	10%	10%						
Thursdays	12%	11%	18%	10%	17%	20%						
Fridays	11%	9%		12%	8%	17%						
Saturdays	20%	11%	12%	10%	8%							
	20%	16%	19%	20%	19%	18%						

SOLAR ONE VISITOR CENTER

ATTENDANCE BY HOME TOWN

	May '81	June '81	July '81	Aug '81	Sept '81	Oct '81	Nov '81	Dec '81	Jan '82	Feb '82	Mar '82	Apr '82
Local (30 mile radius)	28%	28%	42%	14%	22%	12%						
California (other than local)	53%	41%	32%	49%	39%	60%						
Another State	14%	28%	20%	27%	28%	21%						
Another Country	5%	3%	6%	10%	11%	7%						

SOLAR ONE VISITOR CENTER BUDGET

DEPARTMENT OF ENERGY BILLINGS

<u>Date of Billing</u>	<u>Labor</u>	<u>Other Operation Expenses</u>	<u>Adm. and General Expenses</u>	<u>Total Billed DOE</u>	<u>Total Expended</u>	<u>Budget Remaining*</u>
Thru Sept. 30, 1980	\$12,099.72	\$ 7,281.11	\$ 3,203.65	\$22,584.48	\$ 22,584.48	\$192,268.52
Oct. & Nov. 1980	8,469.18	29,038.92	6,200.09	43,708.19	66,292.67	148,560.33
December 1980	8,064.85	2,620.33	1,766.26	12,451.44	78,744.11	136,108.89
January 1981	3,931.22	2,831.31	1,100.94	7,863.47	86,607.58	128,245.42
February 1981	5,308.90	4,389.28	1,578.86	11,277.04	97,884.62	116,968.38
March 1981	4,771.55	4,985.31	1,588.42	11,345.28	109,229.90	105,623.10
April 1981	4,735.02	1,305.74	983.44	7,024.20	116,254.10	98,598.90
May 1981	4,626.68	1,969.18	1,073.81	7,669.67	123,923.77	90,929.23
June 1981	7,864.31	16,573.15	3,978.42	28,415.88	152,339.65	62,513.35
July 1981	6,128.16	10,405.51	2,691.68	19,225.35	171,565.00	43,288.00
August 1981	6,047.45	2,614.01	1,410.09	10,071.55	181,636.55	33,216.45
September 1981						
TOTAL						

*1979-80 Budget = \$ 50,000.00

1980-81 Budget = \$164,853.00

Total = \$214,853.00

DOE FILE COPY

December 1, 1981

MR. CLYDE STONER

SUBJECT: Monthly Report - November 1981
Solar One Visitor Center

ATTENDANCE

The attendance for the month of November was 2,424 with a grand total of 25,207 from inception, up 100% over November of 1980. This month's total has beaten our previous monthly record of 2,233 in July of 1981 by 191 visitors. During the month we had 1,877 walk-ins and 547 in 30 different tour groups.

SPECIAL EVENTS/OUTSIDE PRESENTATIONS

I gave one Solar One slide presentation this month to the Blythe Kiwanis per a request of the District Manager Warren Matney (42 in attendance).

Eleven SCE-sponsored tours occurred this month. They included three groups of Edison employees; City officials/Chambers from El Monte and Ridgecrest; representatives from both French and Jordan Electric Companies; Electrical Women's Round Table; and Security Analysts with Vice President Mike Noel as Edison's representative.

PRESS/RADIO/TELEVISION

The following members of the press visited the site this month: National Public Radio; Omega Photo Productions (French); US-Japanese Business News; Time Magazine; Science and Life Magazine (French); and three Swedish journalists.

Our patio has now been completed and many families and schools have taken advantage of our beautiful, but crisp, weather and enjoyed their lunch while viewing the Solar One Project.

As the Project nears completion, the visitor count increases, especially the press and representatives from the scientific world. Thanksgiving weekend was an exceptionally busy time for the employees at the Center.



PAT TONG

ATTENDANCE RECORD
SOLAR ONE VISITOR CENTER
 MONTH November 1981

DATE	WALK-IN'S	TOURS	GROUP NAME	REMARKS
1	70			
2	44			
3	36	2	(1) National Public Radio (1) Omega Photo Productions	
4	46	1	Louis Drouot, French Utility	
5	43	22	(8) SCE Rev. Requirements & PUC (22) Ridgecrest City Officials	SCE Repr. Dave Sturn SCE Repr. Dave Henderson
6	40	45	(42) El Monte Chamber (3) Nasser Sadoun, Jordan Elec Pwr	SCE Repr. Marshall Garcia SCE Repr. Ron Britten
7	68	33	(25) Elec. Women's Round Table (4) Uni. of Houston (4) EPRI	SCE Repr. Leah Bell
8	94			
9	49			
10	37	61	(60) 4th Graders, Henderson Sch, Barstow (1) US-Japanese Business News	
11	101	11	Brownies, Barstow	
12	47	69	(66) Eastern Div. Energy Services (3) Mohave Water Agency	SCE Repr. Ron Britten SCE Repr. Bill Brown
13	37	115	(50) Security Analysts (65) 5th Graders, George AFB	SCE Repr. Eileen McClure
14	65	35	Federal Mgrs. Association	
15	96	25	Boy Scouts, Barstow	
16	39	5	Bechtel & McDonnell Douglas	SCE Repr. Gene Hawkins
17	32	2	Time Mag & Gas Research Institute	
18	52	3	Science & Life Mag (French Publication)	
19	40	12	SCE Regulatory Affairs	SCE Repr. Terry Sciarrotta
20	32	74	(11) Residential Utility Cons. Comm. (45) Senior Citizens (16) Fullerton State	SCE Repr. Pam Wilke
21	84	26	(15) Boy Scouts, Barstow (11) Senior Citizens	(2) Assemblymen Wyman's Assistant
22	71			
23	40			
24	53	3	Swedish Journalists	
25	44			
26			THANKSGIVING DAY - VISITOR CENTER CLOSED	
27	240			
28	124			
29	107			
30	46	3	Solar Specialist from Spain	
31				
	1877	547	TOTALS	Total this month: 2,424 - Avg. Daily Count: 83.6 Total to date: 25,207

SOLAR ONE VISITOR CENTER

ATTENDANCE BY HOURS OF THE DAY

	May '81	June '81	July '81	Aug '81	Sept '81	Oct '81	Nov '81	Dec '81	Jan '82	Feb '82	Mar '82	Apr '82
9/a to 10/a	16%	20%	17%	12%	7%	13%	14%					
10/a to 11/a					15%	19%	16%					
11/a to 12/Noon	17%	11%	16%	18%	13%	11%	17%					
12/Noon to 1/p	15%	14%	15%	16%	10%	12%	14%					
1/p to 2/p	12%	15%	13%	14%	18%	12%	10%					
2/p to 3/p	9%	13%	12%	12%	10%	17%	12%					
3/p to 4/p	14%	9%	10%	12%	19%	10%	10%					
4/p to 5/p	9%	8%	9%	10%								
	8%	10%	8%	6%	8%	6%	7%					


SOLAR ONE VISITOR CENTER

ATTENDANCE BY DAYS OF THE WEEK

	May '81	June '81	July '81	Aug '81	Sept '81	Oct '81	Nov '81	Dec '81	Jan '82	Feb '82	Mar '82	Apr '82
Sundays	20%	17%	15%	25%	16%	22%	19%					
Mondays	7%	20%	13%	12%	22%	7%	9%					
Tuesdays	14%		10%			6%	9%					
Wednesdays	16%	16%	13%	11%	10%	10%	11%					
Thursdays	12%	11%	18%	10%	17%	20%	10%					
Fridays	11%	9%		12%	8%		24%					
Saturdays	20%	11%	12%	10%	8%	17%						
	20%	16%	19%	20%	19%	18%	18%					

SOLAR ONE VISITOR CENTER

ATTENDANCE BY HOME TOWN



SOLAR ONE VISITOR CENTER BUDGET

DEPARTMENT OF ENERGY BILLINGS

<u>Date of Billing</u>	<u>Labor</u>	<u>Other Operation Expenses</u>	<u>Adm. and General Expenses</u>	<u>Total Billed DOE</u>	<u>Total Expended</u>	<u>Budget Remaining*</u>
Thru Sept. 30, 1980	\$12,099.72	\$ 7,281.11	\$ 3,203.65	\$22,584.48	\$ 22,584.48	\$192,268.52
Oct. & Nov. 1980	8,469.18	29,038.92	6,200.09	43,708.19	66,292.67	148,560.33
December 1980	8,064.85	2,620.33	1,766.26	12,451.44	78,744.11	136,108.89
January 1981	3,931.22	2,831.31	1,100.94	7,863.47	86,607.58	128,245.42
February 1981	5,308.90	4,389.28	1,578.86	11,277.04	97,884.62	116,968.38
March 1981	4,771.55	4,985.31	1,588.42	11,345.28	109,229.90	105,623.10
April 1981	4,735.02	1,305.74	983.44	7,024.20	116,254.10	98,598.90
May 1981	4,626.68	1,969.18	1,073.81	7,669.67	123,923.77	90,929.23
June 1981	7,864.31	16,573.15	3,978.42	28,415.88	152,339.65	62,513.35
July 1981	6,128.16	10,405.51	2,691.68	19,225.35	171,565.00	43,288.00
August 1981	6,047.45	2,614.01	1,410.09	10,071.55	181,636.55	33,216.45
September 1981	5,310.15	4,490.40	1,595.53	11,396.08	193,032.63	21,820.37
TOTAL (FY 80 & 81)	77,357.19	88,504.25	27,171.19	193,032.63	193,032.63	21,820.37
October 1981	5,096.91	5,186.35	1,674.11	11,957.37	204,990.00	9,863.00
November 1981						
December 1981						

*FY 80 = \$50,000.00 plus FY 81 = \$164,853.00 equals \$214,853.00

DOE FILE COPY

January 1, 1982

MR. CLYDE STONER

SUBJECT: Monthly Report - December 1981
Solar One Visitor Center

ATTENDANCE

The attendance for the month of December was 1,655 with a grand total of 26,862 from inception, up 40% over December of 1980. For the whole year of 1981, 20,814 visitors came through the Center as compared to 6,048 for the five and one-half months we were open in 1980. During the month we had 1,507 walk-ins and 148 in 11 different tour groups.

SPECIAL EVENTS/OUTSIDE PRESENTATIONS

I gave six Solar One presentations this month. One to the Westwood Kiwanis (37 in attendance) and five to Science Classes at Barstow High School (135 in attendance).

Two SCE sponsored tours were conducted this month; one for the System Planning Department and one for the Eastern Division Budget/Service Managers. One scientist from Japan came this month and was given a tour of the site - everything was done in sign language, as he did not speak English and we did not speak Japanese.

PRESS/RADIO/TELEVISION

The following members of the press visited the site this month; a freelance journalist from Switzerland; a representative from a Swedish magazine; ABC Network News taped an interview with me to be broadcast in January of 1982; and the Guinness Book of World Records for a possible cover photo on the 1983 book.

On Monday, December 7th, all three employees of the Center took a trip to Edwards Air Force Base to view JPL's solar test site. They had two parabolic dishes in the testing phase the day we were there. Pam Wilke took over the Center for the day.

The December issue of Sunset Magazine contained an article on the Visitor Center with a picture of Mike Chavez (summer employee) and one of our guests standing next to the model. Many people mentioned they came to visit us because of that article.

The first half of December was very slow - everyone was too busy getting ready for Christmas. But after Christmas, the visitor count rose tremendously as the travelers and local residents stopped to visit the Center.

PAT

PAT TONG

ATTENDANCE RECORD
SOLAR ONE VISITOR CENTER
MONTH December 1981

DATE	WALK-IN'S	TOURS	GROUP NAME	REMARKS
1	39			
2	37			
3	28			
4	29	2	Journalist from Switzerland	
5	55	24	Ladies Flying Club, Orange County	
6	34			
7	33			
8	30	2	Swedish Magazine Publication	
9	34	35	20:Barstow Comm. College - 12:SCE System Planning 3:Professors from Cal State LA	
10	29			
11	28	40	Victorville High School	
12	37	2	Guinness Book of World Records Photographer	
13	33			
14	31			
15	41	1	ABC Network Radio	
16	36			
17	33			
18	38	20	SCE Eastn Div Budget/Svc Mgrs	SCE Repr. Bill Brown
19	49			
20	79			
21	38			
22	63	1	Solar Specialist from Japan	
23	85	4	Mgr., Sandia Lab., Livermore	
24	23			
25	--		CHRISTMAS DAY - CLOSED	
26	140			
27	55			
28	101			
29	85	17	Barstow YMCA	
30	117			
31	47			
	1507	148	TOTALS	Total this month: 1,655 - Average daily count: 55.2 Total to date 26,862


SOLAR ONE VISITOR CENTER

ATTENDANCE BY HOURS OF THE DAY

	May '81	June '81	July '81	Aug '81	Sept '81	Oct '81	Nov '81	Dec '81	Jan '82	Feb '82	Mar '82	Apr '82
9/a to 10/a	16%	20%	17%	12%	7%	13%	14%	13%				
10/a to 11/a					15%							
	17%	11%	16%	18%		19%	16%	12%				
11/a to 12/Noon					13%							
	15%	14%	15%	16%	10%	11%	17%	15%				
12/Noon to 1/p						12%		12%				
	12%	15%	13%	14%	18%		14%					
1/p to 2/p						12%		15%				
	9%	13%	12%	12%			10%					
2/p to 3/p					10%			15%				
	14%	9%	10%	12%		17%	12%					
3/p to 4/p					19%							
	9%	8%	9%	10%		10%	10%	13%				
4/p to 5/p					8%	6%	7%	5%				
	8%	10%	8%	6%								

SOLAR ONE VISITOR CENTER

ATTENDANCE BY HOME TOWN



SOLAR ONE VISITOR CENTER

ATTENDANCE BY DAYS OF THE WEEK

	May '81	June '81	July '81	Aug '81	Sept '81	Oct '81	Nov '81	Dec '81	Jan '82	Feb '82	Mar '82	Apr '82
Sundays	20%	17%	15%	25%	16%	22%	19%	12%				
Mondays	7%	20%	13%	12%	22%	7%	9%	12%				
Tuesdays	14%		10%			6%	9%	17%				
Wednesdays	16%	16%	13%	11%	10%	10%	11%	21%				
Thursdays	12%	11%	18%	10%	17%	20%	10%					
Fridays	11%	9%		12%	8%		24%	10%				
Saturdays	20%	11%	12%	10%	8%	17%		9%				
	20%	16%	19%	20%	19%	18%	18%	19%				

SOLAR ONE VISITOR CENTER BUDGET

DEPARTMENT OF ENERGY BILLINGS

<u>Date of Billing</u>	<u>Labor</u>	<u>Other Operation Expenses</u>	<u>Adm. and General Expenses</u>	<u>Total Billed DOE</u>	<u>Total Expended</u>	<u>Budget Remaining*</u>
Thru Sept. 30, 1980	\$12,099.72	\$ 7,281.11	\$ 3,203.65	\$22,584.48	\$ 22,584.48	\$192,268.52
Oct. & Nov. 1980	8,469.18	29,038.92	6,200.09	43,708.19	66,292.67	148,560.33
December 1980	8,064.85	2,620.33	1,766.26	12,451.44	78,744.11	136,108.89
January 1981	3,931.22	2,831.31	1,100.94	7,863.47	86,607.58	128,245.42
February 1981	5,308.90	4,389.28	1,578.86	11,277.04	97,884.62	116,968.38
March 1981	4,771.55	4,985.31	1,588.42	11,345.28	109,229.90	105,623.10
April 1981	4,735.02	1,305.74	983.44	7,024.20	116,254.10	98,598.90
May 1981	4,626.68	1,969.18	1,073.81	7,669.67	123,923.77	90,929.23
June 1981	7,864.31	16,573.15	3,978.42	28,415.88	152,339.65	62,513.35
July 1981	6,128.16	10,405.51	2,691.68	19,225.35	171,565.00	43,288.00
August 1981	6,047.45	2,614.01	1,410.09	10,071.55	181,636.55	33,216.45
September 1981	5,310.15	4,490.40	1,595.53	11,396.08	193,032.63	21,820.37
TOTAL (FY 80 & 81)	77,357.19	88,504.25	27,171.19	193,032.63	193,032.63	21,820.37
October 1981	5,096.91	5,186.35	1,674.11	11,957.37	204,990.00	9,863.00
November 1981	8,115.74	2,187.38	1,677.35	11,980.47	216,970.47	(2,117.47)
December 1981						

*FY 80 = \$50,000.00 plus FY 81 = \$164,853.00 equals \$214,853.00

DOE FILE COPY

February 1, 1982

DOE/SF/10501--19-VC
(STMP0-719)

MR. CLYDE STONER

SUBJECT: Monthly Report - January 1982
Solar One Visitor Center

ATTENDANCE

The attendance for the month of January was 1,902 with a grand total of 28,764 from inception, up 28% over January of 1981. During the month we had 1,671 walk-ins and 231 in 20 different tour groups.

SPECIAL EVENTS/OUTSIDE PRESENTATIONS

I gave three Solar One slide presentations this month. They are as follows: Victor Valley Amateur Radio Club, Victorville (35 in attendance); Baker Area Chamber of Commerce Installation Dinner (125); and Victor Valley Optomists, Victorville (40).

On January 5th, Congressmen Morris Udall (Arizona); Gene Santini (Nevada); Jerry Huckabee (Louisiana) and Congresswoman Beverly Byron (Maryland) plus 10 of their staffers tour the Center and the site and were then taken out to lunch. The group had flown in from Las Vegas where they were viewing a nuclear waste disposal site.


PRESS/RADIO/TELEVISION

The following members of the press visited the site this month: Wind Solar Market Publication; Sun Up Energy News Digest (February's issue carried a front page article and picture); Western Energy Magazine; Square One Films from England; Las Vegas Review Journal; Bob Baily Productions, Texas (filming an energy movie for Brooklyn Union Oil Company); and Canadian TV Production Company.

Walt Disney Productions spent an entire day filming for a one minute segment for a film on energy sources of the future to be shown at the Exxon Pavilion at Disney World, Florida. A second film crew will be coming out in February to do aerials for a film as part of the GE Pavilion, Disney World. Ramirez and Woods of New York City has borrowed our film, slides, transparencies, brochures and pictures to be used as part of the United States Pavilion at the World's Fair in Tennessee. They will be displaying several pictures of Solar One with detailed captions.

The January 82 issue of "Science & Vie", a French scientific magazine, published a 8 page article on Solar One and the central receiver plant in the Pynrenees. The pictures were beautiful, but I could not understand a word of it as the whole magazine was written in French.

All employees of the Visitor Center have now gone through safety training classes and two hour technical tours of the site. This is in preparation for site restrictions during the receiver steam test period and giving technical tours to engineers and scientists. As testing begins, heliostats will be focused on the receiver and can be seen from miles away. This, of course, will attract a lot of attention and hopefully more visitors to the Center.



PAT TONG

ATTENDANCE RECORD
SOLAR ONE VISITOR CENTER
MONTH January 1982

DATE	WALK-IN'S	TOURS	GROUP NAME	REMARKS
1			NEW YEARS DAY - CLOSED	
2	105	5	McDonnell-Douglas Chief of Solar Systems	
3	70			
4	39			
5	50	14	Congressmen Udall; Santini; Huckabee; Byron & staffers; World Solar Mkt Publication	
6	47			
7	30	25	Mojave High School, Bullhead City	
8	33			
9	57	12	Fullerton Community College; Sun Up Energy News Digest	
10	75	30	Korean Engineers	
11	29			
12	28			
13	40	10	Victor Valley College	
14	41			
15	39	7	Japanese Coal Gas Investors; Western Energy Magazine	
16	102			
17	111			
18	33			
19	41			
20	36			
21	55			
22	42	38	Square One Films, England; 6th Graders, George AFB	
23	102	17	Las Vegas Review Journal; Boy Scouts, Las Vegas	
24	61	17	Walt Disney Productions; Bob Baily Productions, Texas	
25	43	2	Walt Disney Productions	
26	40	35	4-5th Graders, Henderson Sch, Barstow	
27	51			
28	54	15	Supvrs of Plant Engrg, Steam Div., SCE	
29	28	4	Canadian TV Production Company	
30	81			
31	110			
	1671	231	TOTALS	Total This Month: 1,902 - Average Daily Count: 63.4 Total To Date: 28,764

SOLAR ONE VISITOR CENTER

ATTENDANCE BY HOME TOWN



SOLAR ONE VISITOR CENTER

ATTENDANCE BY HOURS OF THE DAY

	May '81	June '81	July '81	Aug '81	Sept '81	Oct '81	Nov '81	Dec '81	Jan '82	Feb '82	Mar '82	Apr '82
9/a to 10/a	16%	20%	17%	12%	7%	13%	14%	13%	12%			
10/a to 11/a					15%							
	17%	11%	16%	18%		19%	16%	12%	11%			
11/a to 12/Noon					13%							
	15%	14%	15%	16%	10%	11%	17%	15%	16%			
12/Noon to 1/p												
						12%		12%	11%			
1/p to 2/p	12%	15%	13%	14%	18%		14%					
						12%		15%	15%			
2/p to 3/p	9%	13%	12%	12%	10%		10%					
								15%	14%			
3/p to 4/p	14%	9%	10%	12%		17%	12%					
					19%				14%			
	9%	8%	9%	10%		10%	10%	13%				
4/p to 5/p	8%	10%	8%	6%	8%	6%	7%	5%	7%			

SOLAR ONE VISITOR CENTER

ATTENDANCE BY DAYS OF THE WEEK

	May '81	June '81	July '81	Aug '81	Sept '81	Oct '81	Nov '81	Dec '81	Jan '82	Feb '82	Mar '82	Apr '82
Sundays	20%	17%	15%	25%	16%	22%	19%	12%	25%			
Mondays	7%	20%	13%	12%	22%	7%	9%	12%				
Tuesdays	14%		10%			6%	9%	17%	8%			
Wednesdays	16%	16%	13%	11%	10%	10%	11%		11%			
Thursdays	12%	11%	18%	10%	17%	20%	10%	21%	10%			
Fridays	11%	9%		12%	8%		24%	10%	12%			
Saturdays	20%	11%	12%	10%	8%	17%		9%	9%			
		16%	19%	20%	19%	18%	18%	19%	25%			

SOLAR ONE VISITOR CENTER BUDGET

DEPARTMENT OF ENERGY BILLINGS

Fiscal Years 1980 and 1981

<u>Date of Billing</u>	<u>Labor</u>	<u>Other Operation Expenses</u>	<u>Adm. and General Expenses</u>	<u>Total Billed DOE</u>	<u>Total Expended</u>	<u>Budget Remaining*</u>
Thru Sept. 30, 1980	\$12,099.72	\$ 7,281.11	\$ 3,203.65	\$22,584.48	\$ 22,584.48	\$192,268.52
Oct. & Nov. 1980	8,469.18	29,038.92	6,200.09	43,708.19	66,292.67	148,560.33
December 1980	8,064.85	2,620.33	1,766.26	12,451.44	78,744.11	136,108.89
January 1981	3,931.22	2,831.31	1,100.94	7,863.47	86,607.58	128,245.42
February 1981	5,308.90	4,389.28	1,578.86	11,277.04	97,884.62	116,968.38
March 1981	4,771.55	4,985.31	1,588.42	11,345.28	109,229.90	105,623.10
April 1981	4,735.02	1,305.74	983.44	7,024.20	116,254.10	98,598.90
May 1981	4,626.68	1,969.18	1,073.81	7,669.67	123,923.77	90,929.23
June 1981	7,864.31	16,573.15	3,978.42	28,415.88	152,339.65	62,513.35
July 1981	6,128.16	10,405.51	2,691.68	19,225.35	171,565.00	43,288.00
August 1981	6,047.45	2,614.01	1,410.09	10,071.55	181,636.55	33,216.45
September 1981	5,310.15	4,490.40	1,595.53	11,396.08	193,032.63	21,820.37
TOTAL (FY 80 & 81)	77,357.19	88,504.25	27,171.19	193,032.63	193,032.63	21,820.37

*FY 80 = \$50,000.00 plus FY 81 = \$164,853.00 equals \$214,853.00

SOLAR ONE VISITOR CENTER BUDGET

DEPARTMENT OF ENERGY BILLINGS

Fiscal Year 1982

<u>Date of Billing</u>	<u>Labor</u>	<u>Other Operation Expenses</u>	<u>Adm. and General Expenses</u>	<u>Total Billed DOE</u>	<u>Total Expended</u>	<u>Budget Remaining*</u>
October 1981	\$ 5,096.91	\$ 5,186.35	\$ 1,674.11	\$ 11,957.37	\$ 11,957.37	\$129,863.00
November 1981	8,115.74	2,187.38	1,677.35	11,980.47	23,937.84	117,882.53
December 1981	5,707.17	6,857.29	2,045.49	14,609.95	38,547.79	103,272.58
January 1982						
February 1982						
March 1982						
April 1982						
May 1982						
June 1982						
July 1982						
August 1982						
September 1982						
TOTAL FY 1982						

*Monies left from FY 81 = \$21,820.37 plus FY 82 = \$120,000.00 equals \$141,820.37

DOE FILE COPY

March 1, 1982

MR. CLYDE STONER

SUBJECT: Monthly Report - February 1982
Solar One Visitor Center

ATTENDANCE

The attendance for the month of February was 2,894 with a grand total of 32,130 from inception, up 65% over February of 1981. This month's attendance broke the previous record of 2,424 in November of 1981 by 19%. During the month we had 2,434 walk-ins and 460 in 13 different tour groups.

SPECIAL EVENTS/OUTSIDE PRESENTATIONS

Two Solar One slide presentations were given this month. Tammy and Julie gave their first speech to the Tri County Amateur Radio Association (35 in attendance). I gave a presentation to the Mohave Well Owners Association (35 in attendance).

Maurice Raiford of the State Department, escorted Victor Russomano, Alternate Energy Expert from Brazil, through the Solar One site on February 25th. Dr. Papay was joined by five Japanese utility representatives for a tour of Coal Gas and Solar One on February 22nd. EPRI hosted 50 members of two of their Renewable Resources Committees for a walk through tour of the plant on February 17th. After the CEC had concluded meetings on Solar 100 MW in Victorville, they toured the Solar One project on February 11th. Representatives from both PG&E and Utah Power and Light visited the site this month.

PRESS/RADIO/TELEVISION

Photographers/writers from Omni Magazine and the Chemical and Engineering News took pictures for future articles in their magazines. Gentlemen's Quarterly requested pictures and brochures for an article in their June issue.

As I mentioned last month, with the beginning of the receiver steam test period, more visitors have stopped to inquire about the "glow" in the sky. Our attendance jumped as soon as the heliostats started being focused in the sky on a regular basis.


PAT TONG


pt

ATTENDANCE RECORD
SOLAR ONE VISITOR CENTER
 MONTH February 1982

DATE	WALK-IN'S	TOURS	GROUP NAME	REMARKS
1	48			
2	34			
3	33			
4	36			
5	39			
6	69	20	Boy Scouts, Hesperia	
7	97			
8	51			
9	48			
10	53			
11	68	98	5th Grade, George AFB School; CEC; GE News Bureau	
12	72	4	Utah Power and Light	
13	140	3	Omni Magazine	
14	222			
15	151	1	Omni Magazine	
16	47			
17	45	104	EPRI Renewable Resources Committees; Maryanna School, Apple Valley	
18	75	25	Ironwood Christian Academy, Newberry Springs	
19	65			
20	184			
21	214			
22	71	8	Japanese Coal Gas Investors	SCE Repr. Dr. Papay
23	42	6	PG&E	
24	52	46	Wise Oak School, Rancho Cucamonga; Needles High School; Chemical & Engrg. News	
25	83	2	Brazilian Energy Expert	
26	76	63	Belguim TV Crew; 3rd Grade, George AFB School	
27	171	80	Hi Desert Engrg. Association	
28	148			
29	-	-		
30	-	-		
31	-	-		
	2434	460	TOTALS	Total this month: 2,894 - Average daily count: 103.4 Total to date: 32,130

SOLAR ONE VISITOR CENTER

ATTENDANCE BY HOME TOWN



SOLAR ONE VISITOR CENTER

ATTENDANCE BY HOURS OF THE DAY

	May '81	June '81	July '81	Aug '81	Sept '81	Oct '81	Nov '81	Dec '81	Jan '82	Feb '82	Mar '82	Apr '82
9/a to 10/a	16%	20%	17%	12%	7%	13%	14%	13%	12%	14%		
10/a to 11/a					15%							
	17%	11%	16%	18%		19%	16%	12%	11%	16%		
11/a to 12/Noon					13%							
	15%	14%	15%	16%		11%	17%	15%	16%	14%		
12/Noon to 1/p					10%							
						12%		12%	11%	13%		
1/p to 2/p	12%	15%	13%	14%	18%		14%					
						12%		15%	15%	12%		
2/p to 3/p	9%	13%	12%	12%	10%		10%					
								15%	14%	15%		
3/p to 4/p	14%	9%	10%	12%		17%	12%					
	9%	8%	9%	10%	19%				14%	10%		
4/p to 5/p	8%	10%	8%	6%	8%	6%	7%	5%	7%	6%		

SOLAR ONE VISITOR CENTER

ATTENDANCE BY DAYS OF THE WEEK

	May '81	June '81	July '81	Aug '81	Sept '81	Oct '81	Nov '81	Dec '81	Jan '82	Feb '82	Mar '82	Apr '82
Sundays	20%	17%	15%	25%	16%	22%	19%	12%	25%	24%		
Mondays	7%	20%	13%	12%	22%	7%	9%	12%				
Tuesdays	14%		10%			6%	9%	17%	8%	11%		
Wednesdays	16%	16%	13%	11%	10%	10%	11%		11%	6%		
Thursdays		11%	18%	10%	17%	20%		21%	10%	12%		
Fridays	12%	9%		12%	8%		24%	10%	12%			
Saturdays	11%	11%	12%	10%	8%	17%		9%	9%	11%		
	20%	16%	19%	20%	19%	18%	18%	19%	25%	23%		

SOLAR ONE VISITOR CENTER BUDGET

DEPARTMENT OF ENERGY BILLINGS

Fiscal Year 1982

<u>Date of Billing</u>	<u>Labor</u>	<u>Other Operation Expenses</u>	<u>Adm. and General Expenses</u>	<u>Total Billed DOE</u>	<u>Total Expended</u>	<u>Budget Remaining*</u>
October 1981	\$ 5,096.91	\$ 5,186.35	\$ 1,674.11	\$ 11,957.37	\$ 11,957.37	\$129,863.00
November 1981	8,115.74	2,187.38	1,677.35	11,980.47	23,937.84	117,882.53
December 1981	5,707.17	6,857.29	2,045.49	14,609.95	38,547.79	103,272.58
January 1982	4,300.16	1,609.07	962.02	6,871.25	45,419.04	96,401.33
February 1982						
March 1982						
April 1982						
May 1982						
June 1982						
July 1982						
August 1982						
September 1982						
TOTAL FY 1982						

*Monies left from FY 81 = \$21,820.37 plus FY 82 = \$120,000.00 equals \$141,820.37

DOE FILE COPY

April 1, 1982

MR. CLYDE STONER

SUBJECT: Monthly Report - March 1982
Solar One Visitor Center

ATTENDANCE

The attendance for the month of March was 3,217 with a grand total of 35,347 from inception, up 67% over March of 1981. This month's attendance broke the previous record of 2,894 set last month by 11%. During the month we had 2,644 walk-ins and 573 in 28 different tour groups.

SPECIAL EVENTS/OUTSIDE PRESENTATIONS

Four Solar One slide presentations were given this month. Tammy Piles made a presentation to the Victorville Rotary (40 in attendance) and I gave speeches to the following groups: Desert Well Owners Association in Victorville (20 in attendance); California Energy Education Forum at the LAX Marriott (45 in attendance); and the California Industrial Education Association Convention at the Disneyland Hotel (120 in attendance).

Two Edison civic groups (Huntington Park and Perris) visited the Center and were given tours of the site during the month. The following colleges sent representatives for a tour this month: University of Nevada, L.A. Valley College, Institute for Astronomy Research, Coastline Community College and Mt. San Antonio College. The Coal Gas Project had two tours this month - one for the insurance carriers and one for the Japanese participants.

PRESS/RADIO/TELEVISION

The following members of the press were given on-site tours: Korea Times; Peter Menzel and Tom Zimmeroff, freelance photographers; Disney Productions (for a pavilion at Disney World); CBS Channel 2 News (to return at a later date for more footage before airing a segment); and a French TV crew.

The April issue of both Discover Magazine and Western Energy Magazine included an article on the Solar One Project. An aerial view of the Project covered the entire cover of Edison's annual report.

Our attendance is growing slowly but steadily. We have had some bad weather this month (winds and rain), but a 10 minute turbine roll was accomplished on March 31st.



PAT TONG

pt

ATTENDANCE RECORD
SOLAR ONE VISITOR CENTER
MONTH March 1982

DATE	WALK-IN'S	TOURS	GROUP NAME	REMARKS
1	51			
2	46	72	Hesperia Christian Sch., 4-6th Grades	
3	61			
4	63			
5	59			
6	157			
7	135			
8	45			
9	65	4	Coal Gas Insurance Carriers	SCE Repr: John Button
10	87	15	Daggett Senior Citizens	
11	98	18	(2) Korea Times (16) McDe & Sunlaw Corp.	
12	56	70	(50) Leisure World Naturalists Club (20) Hunt. Park Civic People	SCE Repr: Eli Sandoval
13	108	130	(70) Amateur Radio Club of Barstow (60) AFS Students	
14	87			
15	55	4	LADWP Engineers	
16	41	25	Univ. of Nevada Physics Class	
17	42			
18	54			
19	50	21	(1) Peter Menzel, Freelance Photo. (20) Perris Civic People	SCE Repr: Bill Campbell
20	142	25	Daggett Senior Citizens	
21	194	2	L.A. Valley College	
22	59	5	Japanese Coal Gas Participants	
23	49	20	(8) Disney Productions (12) CCC	
24	89	2	Institute for Astronomy Research	
25	62	15	Kern River Valley Historical Society	
26	111			
27	183	20	Marine Corps Logistics Base	
28	190			
29	65	33	(3) CBS Channel 2 News (30) Coastline Commun. College	
30	47	53	(3) Wind Turbine Site Engineers (50) Bellflower Senior Citizens	SCE Repr: John Kelly
31	93	39	(3) L.A. County Museum (1) Tom Zimberoff, Freeland Photo.	SCE Repr: Kevin Herbinson
	2644	573	TOTALS Total this month: 3,217 - Average daily count: 103.8 Total to date: 35,347	

SOLAR ONE VISITOR CENTER

ATTENDANCE BY HOURS OF THE DAY

	May '81	June '81	July '81	Aug '81	Sept '81	Oct '81	Nov '81	Dec '81	Jan '82	Feb '82	Mar '82	Apr '82
9/a to 10/a	16%	20%	17%	12%	7%	13%	14%	13%	12%	14%	9%	
10/a to 11/a					15%							
	17%	11%	16%	18%		19%	16%	12%	11%	16%	18%	
11/a to 12/Noon					13%							
	15%	14%	15%	16%	10%	11%	17%	15%	16%	14%	17%	
12/Noon to 1/p						12%						
	12%	15%	13%	14%	18%		14%		11%	13%	12%	
1/p to 2/p						12%						
	9%	13%	12%	12%			10%	15%	15%	12%	15%	
2/p to 3/p					10%							
	14%	9%	10%	12%		17%	12%	15%	14%	15%	12%	
3/p to 4/p					19%							
	9%	8%	9%	10%		10%	10%	13%	14%	10%	10%	
4/p to 5/p												
	8%	10%	8%	6%	8%	6%	7%	5%	7%	6%	7%	


SOLAR ONE VISITOR CENTER

ATTENDANCE BY DAYS OF THE WEEK

	May '81	June '81	July '81	Aug '81	Sept '81	Oct '81	Nov '81	Dec '81	Jan '82	Feb '82	Mar '82	Apr '82
Sundays	20%	17%	15%	25%	16%	22%	19%	12%	25%	24%	19%	
Mondays	7%	20%	13%	12%	22%	7%	9%	12%			10%	
Tuesdays	14%		10%			6%	9%	17%	8%	11%	13%	
Wednesdays	16%	16%	13%	11%	10%	10%	11%		11%	6%		
Thursdays	12%	11%	18%	10%	17%	20%	10%	21%	10%	12%	13%	
Fridays	11%	9%		12%	8%		24%	10%	12%	13%	10%	
Saturdays	20%	11%	12%	10%	8%	17%		9%	9%	11%	11%	
		16%	19%	20%	19%	18%	18%	19%	25%	23%	24%	

SOLAR ONE VISITOR CENTER

ATTENDANCE BY HOME TOWN



SOLAR ONE VISITOR CENTER BUDGET

DEPARTMENT OF ENERGY BILLINGS

Fiscal Year 1982

<u>Date of Billing</u>	<u>Labor</u>	<u>Other Operation Expenses</u>	<u>Adm. and General Expenses</u>	<u>Total Billed DOE</u>	<u>Total Expended</u>	<u>Budget Remaining*</u>
October 1981	\$ 5,096.91	\$ 5,186.35	\$ 1,674.11	\$ 11,957.37	\$ 11,957.37	\$129,863.00
November 1981	8,115.74	2,187.38	1,677.35	11,980.47	23,937.84	117,882.53
December 1981	5,707.17	6,857.29	2,045.49	14,609.95	38,547.79	103,272.58
January 1982	4,300.16	1,609.07	962.02	6,871.25	45,419.04	96,401.33
February 1982	5,665.45	1,499.47	1,166.45	8,331.37	53,750.41	88,069.96
March 1982						
April 1982						
May 1982						
June 1982						
July 1982						
August 1982						
September 1982						
TOTAL FY 1982						

*Monies left from FY 81 = \$21,820.37 plus FY 82 = \$120,000.00 equals \$141,820.37

DOE FILE COPY

May 1, 1982

DOE/SF/10501--22-VC
(STMP0-722)

MR. CLYDE STONER

SUBJECT: Monthly Report - April 1982
Solar One Visitor Center

ATTENDANCE

The attendance for the month of April was 4,641 with a grand total of 39,988 from inception, up 113% over April of last year. This month's attendance again passed last month's record of 3,217 by 44%. During the month we had 3,869 walk-ins and 772 in 50 different tour groups.

SPECIAL EVENTS/OUTSIDE PRESENTATIONS

Six Solar One slide presentations were given this month. Julie Baker spoke to the Barstow Amateur Radio Club (25 in attendance) and the Barstow Kiwanis (25). I spoke to the following groups: Big Bear Rotary (55); Methodist Men's Group, Barstow (25); Silver Valley School District Career Fair, Daggett (65) and Barstow Community College Career Fair (30).

There were five Edison sponsored tours this month: Rotary International (E. Conrady, Victorville); Women's Round Table (T. Jones, Conservation); U.S. Borax (D. Henderson, Ridgecrest); Valley Electric, Nevada (D. Sparks, Resale Cities) and Bankers Alternate Energy Tour (M. Noel, Treasurer's). Approximately 250 students visited the Center and/or site from the following schools: George AFB School; Art Center College, Pasadena; Santa Barbara College; Hesperia School; Barstow College; Mt. San Antonio Community College, Walnut; and University of San Diego.

DISPLAYS/MOVIES/BROCHURES

Sandia Labs is updating their Repowering Display and I have just finished having cabinets built to hold the mirror and boiler pieces. The corresponding pictures will be put up this month. Jack Brady Productions called this month for public reaction to the Solar One movie. This information will be used when they revise the current movie using up-to-date construction footage.

PRESS/RADIO/TELEVISION

On Monday, April 12th, electricity was generated for the first time. This brought most of the following members of the press to Solar One: Popular Science Magazine; World Press News; UPI Radio; San Bernardino Sun; Finland Scientific Magazine; ABC TV News; KABC TV News; Good Morning America TV Show; Gamm-Liason Picture Agency (French); Hi Desert Life Magazine; Cable TV News; and a Dutch TV Station and NBC TV News.

Both the Chemical and Engineering News and the Republic Airline Scene Magazine wrote articles on our Project in their last issue.

The number of visitors through the Center has increased every month for the last five months by an average of 30% per month. With the great publicity since turbine roll, I expect that increase to steadily grow.


Pat
PAT TONG

ATTENDANCE RECORD
SOLAR ONE VISITOR CENTER
 MONTH APRIL

DATE	WALK-IN'S	TOURS	GROUP NAME	REMARKS
1	57			
2	82	76	(70) George AFB School (3) PG&E (3) McDale Air Force Base Staffers	
3	155	72	(70) Boy Scouts from Glendale (2) Popular Science Magazine	
4	226			
5	101	1	Eberhard Grogar, German Engineer	
6	124	19	(10) Brownies (2) World Press News (7) Electrical Co-op, Iowa	
7	209	10	(4) Desert Hot Springs Energy Commission & Water District (6) Beckman Instruments	
8	208	52	(50) Senior Citizens (2) SCE Equal Opportunity	Donna Sederquest & SCE Wes Greenwood
9	213	2	(1) Art Center College (1) UPI Radio	
10	219			
11	-----		Closed Easter Sunday	
12	86			
13	87	2	(1) San Bernardino Sun (1) Finland Magazine	
14	119	19	(9) Rotary International (4) ABC News (4) NBC News (2) Candidate 5th Senatorial Area	
15	114	74	(4) KABC News (70) Hesperia School	
16	162	5	(4) Goodmorning America (1) Gamm-Laison Picture Agency	
17	239	65	(40) Woman's Round Table (25) Society of Women Chemists	
18	207	55	(30) Senior Citizens (25) Girl Scouts, Lancaster	
19	67			
20	89	30	(2) Hi Desert Life Magazine (3) Beckman Instruments (25) Barstow College	
21	120	40	(40) Santa Barbara College	
22	95	34	(5) Eugene Frankel, Congressional Staffer (7) U.S. Borax Rep. (25) Boy Scouts Glendora	
23	77	55	(3) Cable T.V. News (50) Bankers Alternate Energy Tour (1) Art Center College (1) Dept. Water Resources	
24	129	50	(50) McDc Management Club	
25	218			
26	95	48	(3) Dutch T.V. (40) Senior Citizens (5) Corona Resource Conservation Board	
27	74	20	(14) Nev. Valley Electric (6) Beckman Instruments	
28	84	41	(25) Mt. Sac. College (6) NL Industries (10) Consul to Mexico & Staff	
29	108			
30	105	2	(2) University of San Diego	
31				
	3869	772	TOTALS	Total this month: 4,641 - Average daily count: 160 Total to date: 39,988

SOLAR ONE VISITOR CENTER

ATTENDANCE BY HOME TOWN



SOLAR ONE VISITOR CENTER

ATTENDANCE BY HOURS OF THE DAY

	May '81	June '81	July '81	Aug '81	Sept '81	Oct '81	Nov '81	Dec '81	Jan '82	Feb '82	Mar '82	Apr '82
9/a to 10/a	16%	20%	17%	12%	7%	13%	14%	13%	12%	14%	9%	11%
10/a to 11/a					15%							
	17%	11%	16%	18%		19%	16%	12%	11%	16%	18%	15%
11/a to 12/Noon					13%							
	15%	14%	15%	16%	10%	11%	17%	15%	16%	14%	17%	17%
12/Noon to 1/p						12%		12%	11%			
	12%	15%	13%	14%	18%		14%			13%	12%	13%
1/p to 2/p						12%		15%	15%			
	9%	13%	12%	12%			10%			12%	15%	14%
2/p to 3/p					10%							
	14%	9%	10%	12%		17%	12%	15%	14%	15%	12%	12%
3/p to 4/p					19%							
	9%	8%	9%	10%		10%	10%	13%	14%	10%	10%	10%
4/p to 5/p					8%	6%	7%	5%	7%	6%	7%	8%
	8%	10%	8%	6%								

SOLAR ONE VISITOR CENTER

ATTENDANCE BY DAYS OF THE WEEK

	May '81	June '81	July '81	Aug '81	Sept '81	Oct '81	Nov '81	Dec '81	Jan '82	Feb '82	Mar '82	Apr '82
Sundays	20%	17%	15%	25%	16%	22%	19%	12%	25%	24%	19%	15%
Mondays	7%	20%	13%	12%	22%	7%	9%	12%			10%	9%
Tuesdays	14%		10%			6%	9%	17%	8%	11%		9%
Wednesdays	16%	16%	13%	11%	10%	10%	11%		11%	6%	13%	14%
Thursdays	12%	11%	18%	10%	17%	20%	10%	21%	10%	12%	13%	16%
Fridays	11%	9%		12%	8%		24%	10%	9%	13%	10%	17%
Saturdays	20%	11%	12%	10%	8%	17%		9%		11%	11%	
		20%	19%	20%	19%	18%	18%	19%	25%	23%	24%	20%

SOLAR ONE VISITOR CENTER BUDGET

DEPARTMENT OF ENERGY BILLINGS

Fiscal Year 1982

<u>Date of Billing</u>	<u>Labor</u>	<u>Other Operation Expenses</u>	<u>Adm. and General Expenses</u>	<u>Total Billed DOE</u>	<u>Total Expended</u>	<u>Budget Remaining*</u>
October 1981	\$ 5,096.91	\$ 5,186.35	\$ 1,674.11	\$ 11,957.37	\$ 11,957.37	\$129,863.00
November 1981	8,115.74	2,187.38	1,677.35	11,980.47	23,937.84	117,882.53
December 1981	5,707.17	6,857.29	2,045.49	14,609.95	38,547.79	103,272.58
January 1982	4,300.16	1,609.07	962.02	6,871.25	45,419.04	96,401.33
February 1982	5,665.45	1,499.47	1,166.45	8,331.37	53,750.41	88,069.96
March 1982	5,088.45	2,076.53	1,166.46	8,331.44	62,081.85	79,738.52
April 1982						
May 1982						
June 1982						
July 1982						
August 1982						
September 1982						
TOTAL FY 1982						

*Monies left from FY 81 = \$21,820.37 plus FY 82 = \$120,000.00 equals \$141,820.37

DOE FILE COPY

June 1, 1982

MR. W. L. WALDREN

SUBJECT: Monthly Report - May 1982
Solar One Visitor Center

ATTENDANCE

The attendance for the month of May was 4,097 with a grand total of 44,085 from inception, up 94% over May of last year. During the month we had 3,188 walk-ins and 909 in 45 different tour groups.

SPECIAL EVENTS/OUTSIDE PRESENTATIONS

No Solar One slide presentations were given this month.

There were five SCE sponsored tours this month: Customer Service Supervising Engineers (R. Barkle, Eastern Div. Customer Svc.); In-Service Teacher Training (F. McArthur, Customer Svc. Lancaster); CPUC Commission Grimes and Staff (B. Kendall, Revenue Requirements); Ontario Civic People (L. Stone, Chino Customer Svc.) and Building/Industrial Council (H. Little, Community Services).

Engineers/solar specialists from Korea, France, Germany, Bahrain and Thailand were given on-site tours during May. Students from Humboldt State University, Cal State Dominguez, Dixie College (Utah), Chaffey College and Fresno City College were also given tours.

DISPLAYS/MOVIES/BROCHURES

Sandia Labs furnished new pictures from Martin Marietta to show the construction/installation of the heliostats. The pictures were combined with the Repowering Projects pictures in Sandia's display cabinet.

PRESS/RADIO/TELEVISION

No members of the press requested tours this month but both Omni and Gentlemen's Quarterly Magazines wrote articles about the Project.

This month the attendance was down a little as compared to last month's. The weather, both strong winds and high temperatures, effect the number of people stopping.

Pat
PAT TONG

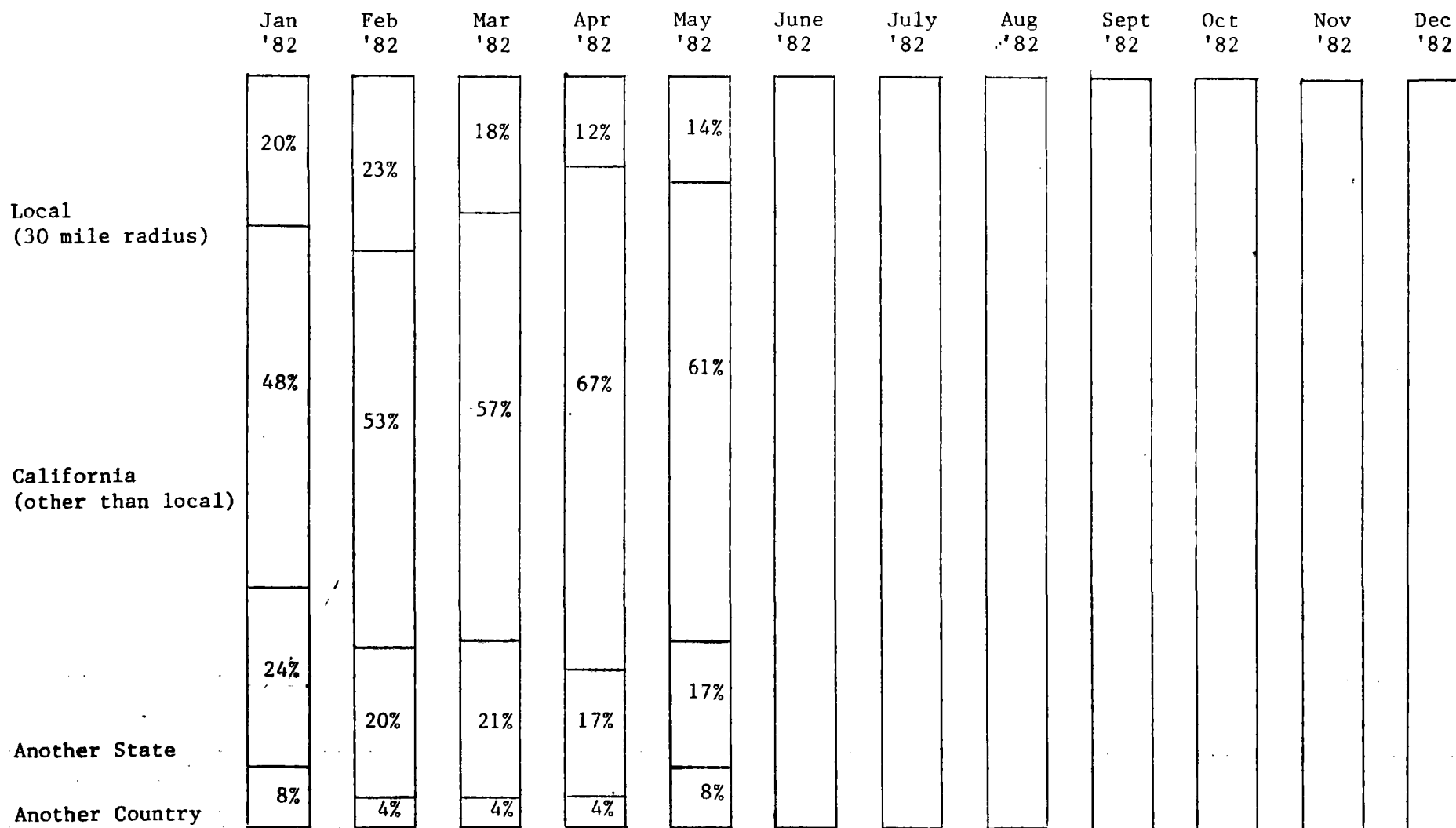
pt

ATTENDANCE RECORD
SOLAR ONE VISITOR CENTER
MONTH MAY, 1982

DATE	WALK-IN'S	TOURS	GROUP NAME	REMARKS
			(9)Barstow Chamber of Commerce	
1	113	39	(10)Korea Electric Power Co. (20)Humbolt State Univ.	
2	135	70	(20)Girl Scouts, San Fernando (50)RioHondo Amateur Radio Club	
3	84	6	French Electric Utility Co.	
4	70	25	Las Vegas Senior Citizens	
5	84	14	Cust. Svcs. Supervising Engrs. SCE Repr.-Reo Barkle	
6	69	28	(10)Bureau of Reclam. (8)Babcock & Wilcox (10)Steam Div. Maint, Engr	
7	68	1	Photographer-Art Center of Design	
8	94			
9	120			
10	80	2	German Engineering Students	
11	74	2	Brigidare General Bernard Loeffke	
12	76	70	(45)Calvary Christian School (25)Lucerne Valley Museum Society	
13	75			
14	60	54	(50)Korean Tour group (2) Mitsubishi, Int'l (2)Consulting Engrs.	
15	148	100	(40)In-Service Teachers Training - SCE Repr.-Francine McArthur (60)American Society of Mechanical Engrs.	
16	130			
17	63			
18	80			
19	91	63	(30)Shurata Shrine Club (25)Cameron 5th Grade (4)Engrs. from Bahrain & Thailand (4)Coal Gas Investors	
20	103	52	(40)Sun City Arizona Travel Club (10)Apple Valley Church of the Nazarene (2)Disney Productions	
21	80	90	(5)CPUC-Commissioner Grimes- SCE Repr.-Bob Kendall/Sonny Smith (25)Cal State Dominguez (60)CCC from San Gabriel	
22	154	35	(20)Mohave Historical Society (15)Trona Inter. School	
23	111			
24	71	25	Dixie College from Utah	
25	55	37	(3)JPL Engr. (30)Ontario Civic People-SCE Repr.-Loren Stone (4) Fresno City College Instr.	
26	109	116	(1)German Engr. (35)Bldg. Indus. Council-SCE Repr.-Howard Little (20)Ironwood Christian Camp (30)Chaffey College (30)German Tour Group	
27	89	35	Skyline North 5th & 6th grade	
28	89			
29	139			
30	230	45	(25)Korean Engineers (20) Youth for Understanding Group	
31	244			
	3188	909	TOTALS	Total this month: 4097 - Average daily count: 132 Total to date: 44,085

SOLAR ONE VISITOR CENTER

ATTENDANCE BY HOME TOWN



ATTENDANCE BY DAYS OF THE WEEK

	Jan '82	Feb '82	Mar '82	Apr '82	May '82	June '82	July '82	Aug '82	Sept '82	Oct '82	Nov '82	Dec '82
Sundays	25%	24%	19%	15%	21%							
Mondays	8%	11%	10%	9%	14%							
Tuesdays	11%	6%	13%	14%	8%							
Wednesdays	10%	12%	13%	16%	15%							
Thursdays	12%	13%	10%		11%							
Fridays	9%	11%	11%	17%	11%							
Saturdays	25%	23%	24%	20%	20%							

SOLAR ONE VISITOR CENTER

ATTENDANCE BY HOURS OF THE DAY

	Jan '82	Feb '82	Mar '82	Apr '82	May '82	June '82	July '82	Aug '82	Sept '82	Oct '82	Nov '82	Dec '82
9/a to 10/a	12%	14%	9%	11%	11%							
10/a to 11/a	11%	16%	18%	15%	15%							
11/a to 12/Noon	16%	14%	17%	17%	13%							
12/Noon to 1/p	11%	13%	12%	13%	15%							
1/p to 2/p	15%	12%	15%	14%	14%							
2/p to 3/p	14%	15%	12%	12%	13%							
3/p to 4/p	14%	10%	10%	10%	10%							
4/p to 5/p	7%	6%	7%	8%	9%							

SOLAR ONE VISITOR CENTER BUDGET

DEPARTMENT OF ENERGY BILLINGS

Fiscal Year 1982

<u>Date of Billing</u>	<u>Labor</u>	<u>Other Operation Expenses</u>	<u>Adm. and General Expenses</u>	<u>Total Billed DOE</u>	<u>Total Expended</u>	<u>Budget Remaining*</u>
October 1981	\$ 5,096.91	\$ 5,186.35	\$ 1,674.11	\$ 11,957.37	\$ 11,957.37	\$129,863.00
November 1981	8,115.74	2,187.38	1,677.35	11,980.47	23,937.84	117,882.53
December 1981	5,707.17	6,857.29	2,045.49	14,609.95	38,547.79	103,272.58
January 1982	4,300.16	1,609.07	962.02	6,871.25	45,419.04	96,401.33
February 1982	5,665.45	1,499.47	1,166.45	8,331.37	53,750.41	88,069.96
March 1982	5,088.45	2,076.53	1,166.46	8,331.44	62,081.85	79,738.52
April 1982	5,527.21	1,942.21	1,216.02	8,685.44	70,767.29	71,053.08
May 1982						
June 1982						
July 1982						
August 1982						
September 1982						
TOTAL FY 1982						

*Monies left from FY 81 = \$21,820.37 plus FY 82 = \$120,000.00 equals \$141,820.37

DOE FILE COPY

July 1, 1982

MR. BILL WALDREN

SUBJECT: Monthly Report - June 1982
Solar One Visitor Center

ATTENDANCE

The attendance for the month of June was 4,047 with a grand total of 48,132 from inception, up 183% over June of last year. During this month we had 3,391 walk-ins and 656 in 38 different tour groups.

SPECIAL EVENTS/OUTSIDE PRESENTATIONS

I gave one Solar One slide presentation this month to the Barstow Junior High Science Fair (100 in attendance).


There were ten Edison sponsored tours this month: Building/Industry Assoc. (S. McAdams, Conservation/Load Management); Compton District Civic People (E. Sandoval, Huntington Park Area Manager); SCE Right of Way and Land (B. Brown, Barstow Area Manager); American Society of Civil Engineers (R. Baker, Engineering Dept.); Barstow City Council and Staff (D. Kuhns, Barstow District Manager); Palm Springs Civic People (J. McFadden, Palm Springs District Manager); Resale Cities (D. Sparks, Resale and Community Services); Southeastern Division Managers (C. Heinz-Dooley, Association Activities); Edison Scholarship winners (T. Lund, Educational Services); and Consumer Group (C. Heinz-Dooley, Association Activities).

Engineers from India, Belgium, Japan and Sweden were given on-site tours this month along with students from the following schools: Santa Barbara City College, San Jose College, Santa Ana College and the University of Utah. Mr. Colin Mason, an Australian Senator, and his family visited Solar One on June 6th.

PRESS/RADIO/TELEVISION

The following members of the press were on site during the month: Brussels TV crew, Magnum Photo of New York, German Aerospace TV crew, National Energy Foundation film crew, Gray Advertising (SCE), Australian film crew and a freelance writer and photographer for children's books.

Mike Chavez, an engineering student at the University of San Diego, started his third summer working at the Visitor Center on June 18th. Summer visitors at the Center are steady but a little slower than last month, although attendance is considerably more than June of last year.


PAT TONG

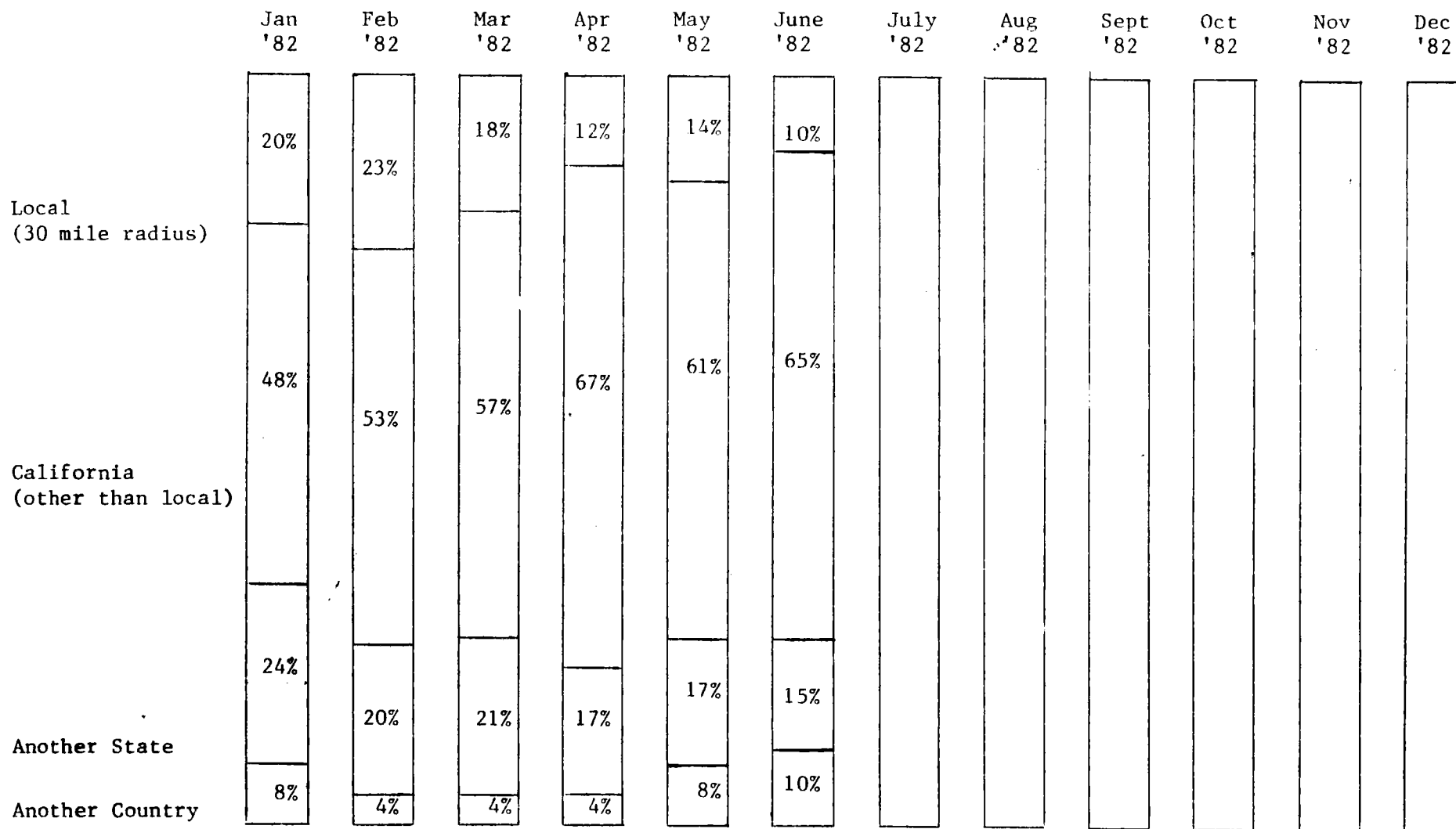
pt
Attachments

ATTENDANCE RECORD
SOLAR ONE VISITOR CENTER
MONTH JUNE 1982

DATE	WALK-IN'S	TOURS	GROUP NAME	REMARKS
1	73	45	(40) Newberry School, 7th & 8th (5) JPL, India Electric Utility	
2	92	2	(2) SCE Community Svs.	SCE Rep. Bill Waldren
3	80			
4	113			
5	169	2	(2) Belgium Supplier McDe	
6	199	2	(2) Senator Australia	
7	72	91	(5) RTBF, TV, Brussels, (50) Hawthorne Woman's Club (35) TWA Tour Group, (1) U.S. Army	
8	94	40	(40) Bldg. Industry Association	SCE Rep. Sam McAdams
9	108	28	(7) Japan Engineers, (3) Operation Second Chance (18) Compton Dist. Civic Group	SCE Rep. Eli Sandoval
10	108	25	(25) American Nuclear Society	
11	90	3	(3) SCE Land Right/Way	SCE Rep. Bill Brown
12	141	45	(45) American Society of Civil Engineers	SCE Rep. Ray Baker
13	188			
14	95	20	(20) Bagshaw City Council & Staff	SCE Rep. Don Kuhns
15	134	47	(2) Magnum Photo, N.Y. (45) Palm- Spring City Council & Staff	SCE Rep. Jack McFadden
16	99	20	(10) Resale Cities (10) South Eastern Div. Managers	SCE Rep. Dave Sparks SCE Rep. Carol Heinz-Dooley
17	97	8	(8) German Aerospace T.V. Crew	
18	102	1	(1) George Hay, Meradian Corp.	
19	115	80	(80) Morman Youth Group	
20	101			
21	122	24	(20) Edison's Scholarship Winners (4) National Energy Film Crew	SCE Rep. Ted Lund
22	91	67	(30) Engineers Sweden, (2) Gray Advertising (30) Santa Barbara Geology Class (5) Mitsubishi	
23	118	2	(2) Professors San Jose College	
24	90			
25	128	10	(10) Consumer Group	SCE Rep. Carol Heinz-Dooley
26	144	22	(20) La Cresenta Boy Scouts (2) University of Utah Engineer	
27	166	25	(25) Santa Ana College	
28	82	40	(36) Senior Citizens (4) Australian Film Crew	
29	78	7	(5) Donald Nacey, McDe, PR Dept. (2) Freelance Writer & Photographer	
30	102			
31				
	3391	656	TOTALS	Total this month: 4,047 Avg. daily attendance: 134.9 Total to date: 48,132

SOLAR ONE VISITOR CENTER

ATTENDANCE BY HOME TOWN



SOLAR ONE VISITOR CENTER

ATTENDANCE BY DAYS OF THE WEEK

	Jan '82	Feb '82	Mar '82	Apr '82	May '82	June '82	July '82	Aug '82	Sept '82	Oct '82	Nov '82	Dec '82
Sundays	25%	24%	19%	15%	21%	17%						
Mondays	8%	11%	10%	9%	14%	13%						
Tuesdays	11%	6%	13%	14%	8%	17%						
Wednesdays	10%	12%	13%	16%	15%	14%						
Thursdays	12%	13%	10%	17%	11%	10%						
Fridays	9%	11%	11%	17%	11%	11%						
Saturdays	25%	23%	24%	20%	20%	18%						

SOLAR ONE VISITOR CENTER

ATTENDANCE BY HOURS OF THE DAY

	Jan '82	Feb '82	Mar '82	Apr '82	May '82	June '82	July '82	Aug '82	Sept '82	Oct '82	Nov '82	Dec '82
9/a to 10/a	12%	14%	9%	11%	11%	9%						
10/a to 11/a	11%	16%	18%	15%	15%	12%						
11/a to 12/Noon	16%	14%	17%	17%	13%	17%						
12/Noon to 1/p	11%	13%	12%	13%	15%	11%						
1/p to 2/p	15%	12%	15%	14%	14%	18%						
2/p to 3/p	14%	15%	12%	12%	13%	13%						
3/p to 4/p	14%	10%	10%	10%	10%	11%						
4/p to 5/p	7%	6%	7%	8%	9%	9%						

SOLAR ONE VISITOR CENTER BUDGET

DEPARTMENT OF ENERGY BILLINGS

Fiscal Year 1982

<u>Date of Billing</u>	<u>Labor</u>	<u>Other Operation Expenses</u>	<u>Adm. and General Expenses</u>	<u>Total Billed DOE</u>	<u>Total Expended</u>	<u>Budget Remaining*</u>
October 1981	\$ 5,096.91	\$ 5,186.35	\$ 1,674.11	\$ 11,957.37	\$ 11,957.37	\$129,863.00
November 1981	8,115.74	2,187.38	1,677.35	11,980.47	23,937.84	117,882.53
December 1981	5,707.17	6,857.29	2,045.49	14,609.95	38,547.79	103,272.58
January 1982	4,300.16	1,609.07	962.02	6,871.25	45,419.04	96,401.33
February 1982	5,665.45	1,499.47	1,166.45	8,331.37	53,750.41	88,069.96
March 1982	5,088.45	2,076.53	1,166.46	8,331.44	62,081.85	79,730.52
April 1982	5,527.21	1,942.21	1,216.02	8,685.44	70,767.29	71,053.08
May 1982	9,006.51	1,980.92	1,788.75	12,776.18	83,543.47	58,276.90
June 1982						
July 1982						
August 1982						
September 1982						
TOTAL FY 1982						

*Monies left from FY 81 = \$21,820.37 plus FY 82 = \$120,000.00 equals \$141,820.37

DOE FILE COPY

August 1, 1982

MR. BILL WALDREN

SUBJECT: Monthly Report - July 1982
Solar One Visitor Center

ATTENDANCE

The attendance for the month of July was 3,756 with a grand total of 51,888 from inception, up 41% over July of last year. During the month we had 3,382 walk-ins and 374 in 36 different tour groups.

SPECIAL EVENTS/OUTSIDE PRESENTATIONS

Four speeches were given by me this month. The first was to Barstow College's Work Experience Class (24 in attendance) and the subject was "Working for the Edison Company". The other three speeches were on Solar One and were given to the following groups: California Industrial Education Association (50 in attendance); Town Hall Meeting, Natural Resources Section (35 in attendance); and the Rialto Rotary (35 in attendance).

There were nine Edison sponsored tours this month: Lahonton Water District (D. Kuhns, Barstow District Manager); SCAG Group (C. Heinz-Dooley, Association Services); Construction Accounting Personnel (B. Rutten, Valuation/Construction Accounting); Association of International Business and Economic Students (C. Wyckoff, Educational Services); FERC Auditors (D. Bushey, Comptrollers); SCE Insurance Agents (J. Button, Insurance Department); Perris Civic People (B. Campbell, Perris City/Area Manager); Operation Second Chance (J. Falkner, San Bernardino City/Area Manager); and Chinese Utility People (Dr. Papay, Advanced Engineering).

Engineers/solar specialists from Japan, Korea, Denmark, Australia and China were given on-site tours during the month along with students/instructors from the following schools: Cal Poly, Pomona; AFS students from Barstow; Cal State, Long Beach; and Barstow Central High School.

On Saturday, July 24, 1982, from 9/a to 5/p the Visitor Center held its Second Annual Open House with 626 in attendance at the Center and 612 taking the bus tours. During the morning hours the sun was shining with the boiler glowing but at noon the clouds and thunderstorms caused Solar One to close down. We continued the bus tours in the afternoon, but attendance at both the Center and for the bus tours declined. The Open House was considered a success by all (DOE and SCE) thanks to the hard work of my employees.

DISPLAYS/MOVIES/BROCHURES

Our new Solar One postcards were handed out for the first time during the Open House on July 24th. Hopefully the 18,750 copies ordered will last at least a year since they are free for the asking. The visitors to the Center have been asking for them for about a year, but I wanted to wait until a picture of the plant in operation could be taken.

MR. BILL WALDREN

-2-


August 1, 1982

The north inside wall of the Center next to the model is not complete. Eight pictures and four statistical sheets plus the sections of the mirrors and boiler panels are now in place. A total of 15 pictures are now hung in that section of the building which helps show the visitors almost every piece of equipment on the site.

PRESS/RADIO/TELEVISION

The following members of the press were on site during the month: Omstar, Disney Productions, Desert Dispatch and Radio Station KAVR Apple Valley did a live interview during the Open House.

Another special event occurred this month. Miss Julie Baker became Mrs. Jim Payne on July 10th. We have had considerably different weather these past few weeks with lightning, rain and winds; and as in the past, the visitors come during good weather and stay away during bad weather.



PAT TONG


pt
Attachments

ATTENDANCE RECORD
SOLAR ONE VISITOR CENTER
MONTH JULY, 1982

DATE	WALK-IN'S	TOURS	GROUP NAME	REMARKS
1	118	1	(1) Cal Poly Professor	
2	101	1	(1) Japan Solar Project Engr.	
3	122			
4	125			
5	135	5	(2) Onstar & Disney (3) Spanish Magazine	
6	91			
7	75	20	(20) Lahonton Water Board	SCE Rep. Don Kuhns
8	80			
9	108	45	(45) AFS Students	
10	89			
11	117	22	(12) Orange, Ca, Boy Scouts (10) Korean Engineers	
12	116	25	(3) Denmark Engrs. (4) Bechtel & Australian Power Co. (2) Japanese Engrs. (16) Consumer people-SCE Rep. Carol Heinz Dooley	
13	89			
14	106			
15	99	65	(45) Gadabout Tours (20) SCE Construction Acct. Office SCE Rep. Bob Rutten	
16	91			
17	98			
18	73			
19	49	53	(19) Cal State Long Beach (2) O.S.H.A. (2) D.O.E. (30) TWA Tours	
20	67	2	(2) S.E. Div. Customer Services	
21	94	15	(3) FERC Auditors (8) SCE Insur. Dept. SCE Rep. John Button (4) Barstow Chamber of Commerce-SCE Rep. Don Kuhns	
22	76	14	(10) Barstow Central High School (4) Martin Marrietta	
23	72	9	(2) SCE Energy Control Center (7) Perris District - SCE Rep. Bob Campbell	
24	626		2nd ANNUAL OPEN HOUSE	
25	79			
26	57			
27	85	3	(3) Rocketdyne	
28	79	9	(4) Martin Marrietta (1) Art Center of Design (2) Australia Electricity (2) SCE Auditors	
29	90	12	(12) Camp Ironwood	
30	76	73	(6) Chinese Utility People - SCE Rep. Dr. Papay/Tom Reed (2) French Heliostat Manufacturer (30) Northridge Engr. Students	
31	99		(35) Operation 2nd Chance - SCE Rep. J. Falkner	
	3382	374	TOTALS	Total this month: 3,756 Avg. daily attendance: 125.2 Total to date: 51,888

SOLAR ONE VISITOR CENTER

ATTENDANCE BY HOME TOWN



SOLAR ONE VISITOR CENTER

ATTENDANCE BY DAYS OF THE WEEK

	Jan '82	Feb '82	Mar '82	Apr '82	May '82	June '82	July '82	Aug '82	Sept '82	Oct '82	Nov '82	Dec '82
Sundays	25%	24%	19%	15%	21%	17%	11%					
Mondays	8%	11%	10%	9%	14%	13%	11%					
Tuesdays	11%	6%	13%	14%	8%	17%	11%					
Wednesdays	10%	12%	13%	16%	15%	14%	15%					
Thursdays	12%	13%	10%	17%	11%	10%	15%					
Fridays	9%	11%	11%	17%	11%	11%	28%					
Saturdays	25%	23%	24%	20%	20%	18%						

SOLAR ONE VISITOR CENTER

ATTENDANCE BY HOURS OF THE DAY

	Jan '82	Feb '82	Mar '82	Apr '82	May '82	June '82	July '82	Aug '82	Sept '82	Oct '82	Nov '82	Dec '82
9/a to 10/a	12%	14%	9%	11%	11%	9%	13%					
10/a to 11/a	11%	16%	18%	15%	15%	12%	15%					
11/a to 12/Noon	16%	14%	17%	17%	13%	17%	16%					
12/Noon to 1/p	11%	13%	12%	13%	15%	11%	14%					
1/p to 2/p	15%	12%	15%	14%	14%	18%	13%					
2/p to 3/p	14%	15%	12%	12%	13%	13%	13%					
3/p to 4/p	14%	10%	10%	10%	10%	11%	9%					
4/p to 5/p	7%	6%	7%	8%	9%	9%	7%					

SOLAR ONE VISITOR CENTER BUDGET

DEPARTMENT OF ENERGY BILLINGS

Fiscal Year 1982

<u>Date of Billing</u>	<u>Labor</u>	<u>Other Operation Expenses</u>	<u>Adm. and General Expenses</u>	<u>Total Billed DOE</u>	<u>Total Expended</u>	<u>Budget Remaining*</u>
October 1981	\$ 5,096.91	\$ 5,186.35	\$ 1,674.11	\$ 11,957.37	\$ 11,957.37	\$129,863.00
November 1981	8,115.74	2,187.38	1,677.35	11,980.47	23,937.84	117,882.53
December 1981	5,707.17	6,857.29	2,045.49	14,609.95	38,547.79	103,272.58
January 1982	4,300.16	1,609.07	962.02	6,871.25	45,419.04	96,401.33
February 1982	5,665.45	1,499.47	1,166.45	8,331.37	53,750.41	88,069.96
March 1982	5,088.45	2,076.53	1,166.46	8,331.44	62,081.85	79,738.52
April 1982	5,527.21	1,942.21	1,216.02	8,685.44	70,767.29	71,053.08
May 1982	9,006.51	1,980.92	1,788.75	12,776.18	83,543.47	58,276.90
June 1982	4,588.06	4,322.90	1,450.70	10,361.66	93,905.13	47,915.24
July 1982						
August 1982						
September 1982						
TOTAL FY 1982						

*Monies left from FY 81 = \$21,820.37 plus FY 82 = \$120,000.00 equals \$141,820.37

SOLAR ONE VISITOR CENTER
SECOND ANNUAL OPEN HOUSE
SATURDAY JULY 24, 1982

I. PROJECT PARTICIPANTS AND COST FIGURES:

U.S. Department of Energy	\$120 million for solar portion (heliostats, thermal storage, master control, boiler/receiver)
Southern California Edison Company	\$ 21.5 million for non-solar portion
L.A. Department of Water and Power	(turbine generator, condensor, cooling tower, electrical interconnection lines)
California Energy Commission	plus costs for coordination with public agencies and siting review for future plants.

Total cost for construction and startup: \$141.5 million

II. IMPORTANT DATES:

September 1979	Construction began
July 1980	Solar One Visitor Center opened
December 1980	Tower erection completed
September 1981	The last heliostat was installed
January 1982	Test phase began
April 12, 1982	Turbine roll and initial operation date
1st quarter of 1983	Full operation expected

III. OPERATING DESCRIPTION:

Sunlight strikes the heliostat (a sun-tracking mirror) and is reflected to the elevated receiver/boiler that absorbs the heat and turns water into 960°F steam at 1500 psi. Then steam is directed to a conventional turbine generator where electrical power is produced. During periods when excess steam is available, it is directed to Thermal Storage and later extracted during periods when no sun is available. After use, the steam is condensed back to water and sent up the tower again where the same process is repeated.

STANDBY POINTS: Before sunrise the heliostats are brought up to two positions, (standby points) to the side of the boiler where they are standing by ready to be placed on the boiler. Because of matter in the air (low clouds, dust), you can actually see the rays of reflected sunlight in the sky. After sunset, the heliostats are brought down into their stow position.

IV. GENERAL STATISTICS:

A. HELIOSTATS -

1. 1818, each measuring 22'6" X 22'7"
2. Global rotation: Azimuth \pm 270° and Elevation \pm 95°

B. PLANT RATING -

- 10 MWe for 7.8 hours - summer solstice
- 10 MWe for 4 hours - winter solstice

C. ACREAGE -

Total site 130 acres: 72 acres for the heliostat field; 58 acres for the power plant, control and administration building, construction laydown area and miscellaneous smaller areas.

D. BOILER/RECEIVER -

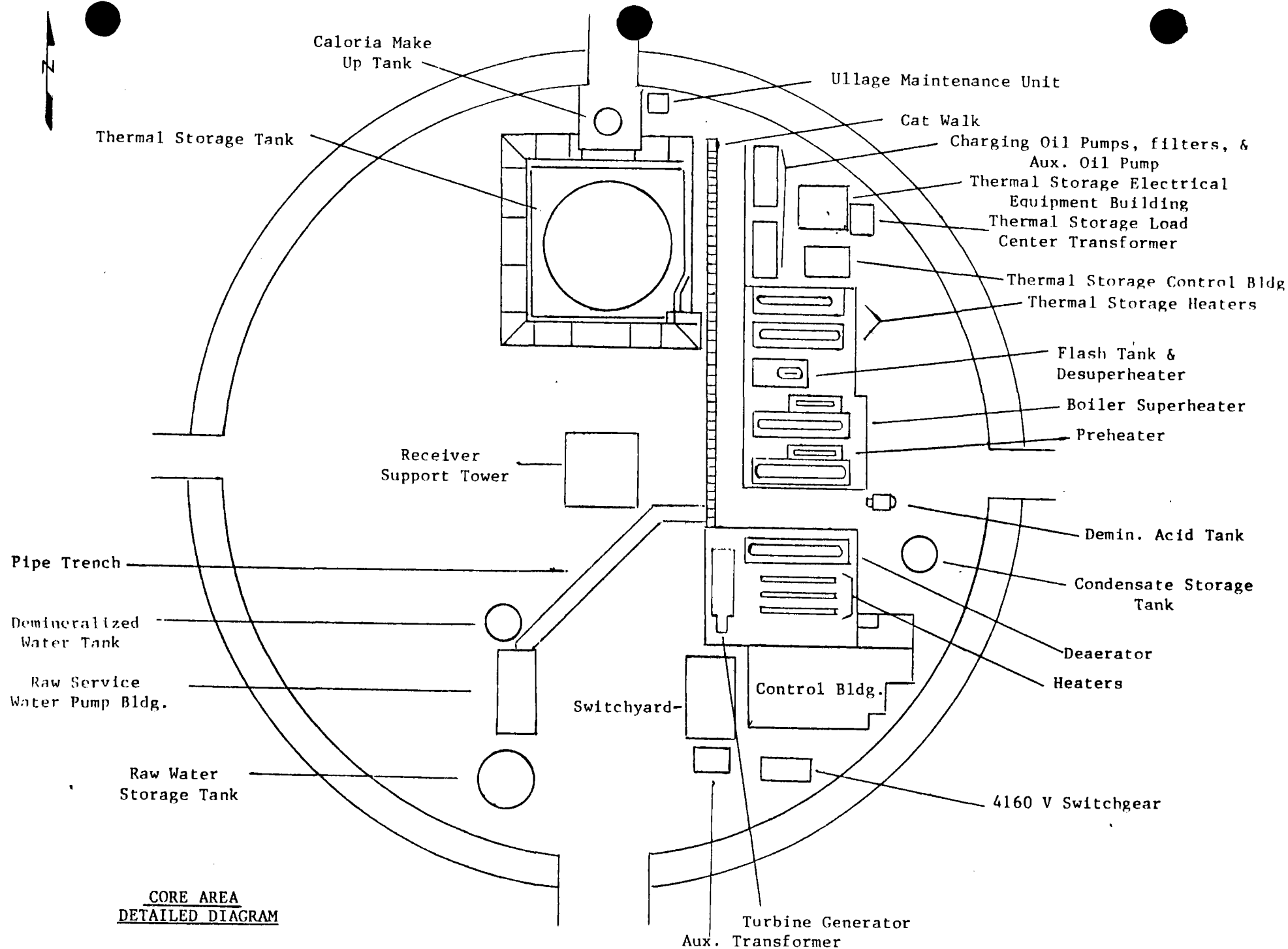
1. Dimension: 45 feet high, 23 feet in diameter
2. 24 panels, each one consisting of seventy $\frac{1}{2}$ " diameter tubes
3. Tube material: Incoloy 800. An iron, nickel, chrome alloy with a melting point of 2540°-2600°F.
4. Maximum operating temperature: 1150°F

E. THERMAL STORAGE -

1. Dimensions: 45 feet deep, 60 feet in diameter
2. Contents: Crushed granite, sand and Caloria HT-43 oil

F. MISCELLANEOUS -

1. Tower height: 300 feet
2. Operational steam temperature: 960°F at 1510-1570 psi
3. Feed water: Extensively demineralized



DOE FILE COPY

September 1, 1982

MR. DON FERGUSON

SUBJECT: Monthly Report - August 1982
Solar One Visitor Center

ATTENDANCE

The attendance for the month of August was 2,701 with a grand total of 54,589 from inception, up 123% over August of last year. During the month we had 2,439 walk-ins and 262 in 27 different tour groups.

SPECIAL EVENTS/OUTSIDE PRESENTATIONS

Two speeches were given this month. On August 18th I spoke to 35 members of the Riverside Optimist Club and on August 21st I spoke to 80 visitors to the Boardwalk Energy Fair in Laguna Beach.

There were five Edison sponsored tours this month: Riverside Board of Supervisors and Planning Commission (E. Hutchins, Eastern Div., Cust. Svc.); Inland Chapter Building Officials (B. Brown, Barstow City/Area Manager); William Wilson, U.S. Ambassador to the Vatican (H. Allen, SCE President); Arco Solar Representatives (J. Wells, R&D Dept.); and Naval Weapons Center, China Lake (D. Henderson, Ridgecrest District Manager).

Engineers (and engineering students) and solar specialists from Israel, France, India and Saudia Arabia were given tours of the site this month along with students from Northrup University and the Pasadena Art College.

PRESS/RADIO/TELEVISION

The following members of the press visited Solar One during August: Austin, Texas TV Station; Technology Illustrated Magazine; Solar Energy Intelligence Report; two Japanese TV Stations; Black Star Publishing Company and two freelance photographers (one working for SCE Corporate Communications).

Mike Chavez, summer employee, left on August 30th for the University of San Diego. He did another good job for me and I hope to have him again next summer. The weather this month brought us lightning (with some damage to the plant); rain (with mud slides at the Center); heat (up to 105°F); and, of course, winds. We have found in past history, when the weather is good, attendance is up; weather is bad, it slows down quite a bit.



PAT TONG

ATTENDANCE RECORD
SOLAR ONE VISITOR CENTER
MONTH: August, 1982

<u>DATE</u>	<u>WALK- INS</u>	<u>TOURS</u>	<u>GROUP NAME</u>	<u>SCE REPRESENTATIVE</u>
1	87			
2	91			
3	88	6	(4)Penu Bandy, Bechtel Engr. (2)Hank Wiesenick, Energy Tech. Center	R.R. Hart
4	102	4	(2)Burnett Turner, Architect Consultant (2)B. Hershkovitz, Israel Electric	
5	77	33	(1)Chauncey Bayes, Northrup Univ. (32)Riverside Bd/Supervisors	Emil Hutchins
6	67	25	Bechtel College Students	
7	87			
8	99			
9	85	3	Austin, Texas TV Station	
10	61	3	(1)Technology Illustrated Photographer (2)Jim Ruhl, Freelance Photographer	
11	77	40	Inland Chapter Bldg. Officials	Bill Brown
12	81	1	Clay Swidler, Art Student	
13	81			
14	130			
15	112			
16	55			
17	75	85	(80)Japanese Tour Bus (5)Wm. Wilson, U.S. Ambassador to Vatican	Bridenbecker, Messrs: Allen, Papay.
18	71			
19	101	4	(3)Energy Control Center (1)Alan Frank, Solar Energy Intelligence Rpt.	
20	62	3	Japanese TV Station	
21	65			
22	75			
23	53	13	French Students Tour	
24	55	3	Arco Solar Representatives	Joyce Wells
25	54	27	(1)Lois McClain, College Professor (26)Saudia Arabia Solar Energy Students	R.R. Hart
26	59	1	Kevin Burke, Freelance for SCE	
27	57	8	(4)Naval Weapons Center, China Lake (4)Nippon TV, Tokyo	Dave Henderson
28	90			
29	86			
30	71	2	(1)Bill Heer, Babcock & Wilcox (1)Charles Edwards, Art Student	
31	85	1	Dennis Brock, Black Star Publishing Co.	
2439	262	TOTAL THIS MONTH: <u>2701</u> - AVERAGE DAILY ATTENDANCE: <u>87.1</u>		
		TOTAL TO DATE: <u>54,589</u> - AVERAGE MONTHLY ATTENDANCE: <u>2183</u>		

SOLAR ONE VISITOR CENTER

ATTENDANCE BY HOURS OF THE DAY

	Jan '82	Feb '82	Mar '82	Apr '82	May '82	June '82	July '82	Aug '82	Sept '82	Oct '82	Nov '82	Dec '82
9/a to 10/a	12%	14%	9%	11%	11%	9%	13%	12%				
10/a to 11/a	11%	16%	18%	15%	15%	12%	15%	13%				
11/a to 12/Noon	16%	14%	17%	17%	13%	17%	16%	17%				
12/Noon to 1/p	11%	13%	12%	13%	15%	11%	14%	14%				
1/p to 2/p	15%	12%	15%	14%	14%	18%	13%	11%				
2/p to 3/p	14%	15%	12%	12%	13%	13%	13%	13%				
3/p to 4/p	14%	10%	10%	10%	10%	11%	9%	11%				
4/p to 5/p	7%	6%	7%	8%	9%	9%	7%	9%				

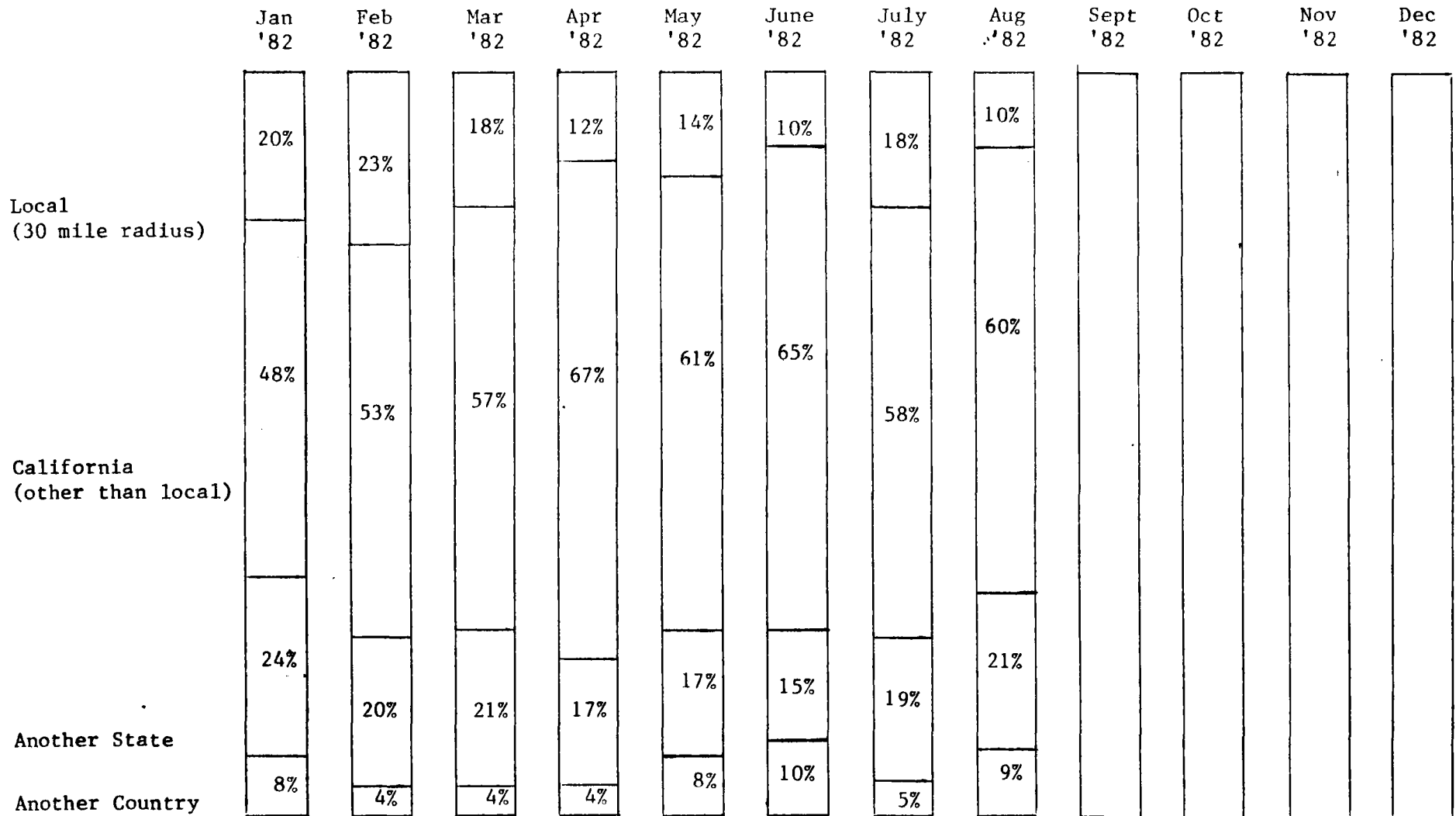
SOLAR ONE VISITOR CENTER

ATTENDANCE BY DAYS OF THE WEEK

	Jan '82	Feb '82	Mar '82	Apr '82	May '82	June '82	July '82	Aug '82	Sept '82	Oct '82	Nov '82	Dec '82
Sundays	25%	24%	19%	15%	21%	17%	11%	17%				
				9%		11%						
Mondays	8%	11%	10%	9%	14%	13%	9%	14%				
				9%								
Tuesdays	11%	6%	13%	14%	8%	17%	11%	17%				
Wednesdays	10%	12%	13%	16%	15%	14%	15%	14%				
Thursdays	12%	13%	10%	17%	11%	10%	15%	13%				
Fridays	9%	11%	11%	11%	11%	11%	28%	11%				
Saturdays	25%	23%	24%	20%	20%	18%		14%				

SOLAR ONE VISITOR CENTER

ATTENDANCE BY HOME TOWN



SOLAR ONE VISITOR CENTER BUDGET

DEPARTMENT OF ENERGY BILLINGS

Fiscal Year 1982

<u>Date of Billing</u>	<u>Labor</u>	<u>Other Operation Expenses</u>	<u>Adm. and General Expenses</u>	<u>Total Billed DOE</u>	<u>Total Expended</u>	<u>Budget Remaining*</u>
October 1981	\$ 5,096.91	\$ 5,186.35	\$ 1,674.11	\$ 11,957.37	\$ 11,957.37	\$129,863.00
November 1981	8,115.74	2,187.38	1,677.35	11,980.47	23,937.84	117,882.53
December 1981	5,707.17	6,857.29	2,045.49	14,609.95	38,547.79	103,272.58
January 1982	4,300.16	1,609.07	962.02	6,871.25	45,419.04	96,401.33
February 1982	5,665.45	1,499.47	1,166.45	8,331.37	53,750.41	88,069.96
March 1982	5,088.45	2,076.53	1,166.46	8,331.44	62,081.85	79,738.52
April 1982	5,527.21	1,942.21	1,216.02	8,685.44	70,767.29	71,053.08
May 1982	9,006.51	1,980.92	1,788.75	12,776.18	83,543.47	58,276.90
June 1982	4,588.06	4,322.90	1,450.70	10,361.66	93,905.13	47,915.24
July 1982	6,906.87	3,773.69	1,738.80	12,419.36	106,324.49	35,495.88
August 1982						
September 1982						
TOTAL FY 1982						

*Monies left from FY 81 = \$21,820.37 plus FY 82 = \$120,000.00 equals \$141,820.37

DOE FILE COPY

October 1, 1982

MR. DON FERGUSON

SUBJECT: Monthly Report - September 1982
Solar One Visitor Center

ATTENDANCE

The attendance for the month of September was 2,429 with a grand total of 57,018 from inception, up 53% over September of 1981 and 69% over 1980. During the month we had 2,141 walk-ins and 288 in 23 different tour groups.

SPECIAL EVENTS/OUTSIDE PRESENTATIONS

Three Solar One slide presentations were given during the month of September: Exchange Club of Magnolia Center (40 in audience); Production Petroleum Engineers requested by R. L. Jenson (80 in audience); and Beverly Hills Rotary requested by John Thueson (80 in audience).

Only one Edison sponsored tour was conducted this month. Bill Waldren brought seven members of the L.A. Economic Development Group. Representatives from the following utilities were given VIP tours: Versatile Vickers of Canada; Tokyo Electric Power Co.; Sydkraft/Swedish EPRI; Alternate Energies, Belgium; Carter Springs Utility, Colorado; SDG&E; and Energy Commissioner, Brussels.

On September 2nd, I presented a plaque with the first flag flown over the Solar One tower to the Daggett Historical Society. About 40 members were present in their new Community Building where the plaque will be hung.

PRESS/RADIO/TELEVISION

The following members of the press visited the site during the month: GEO Magazine and CBS News who aired a two minute segment on the 6:00/p news on September 30th. The October issue of Popular Science Magazine printed a one page pictorial story on our Project.

Four tour buses (Greyhound, Gadabout, etc.) stopped by the Visitor Center on their way to Las Vegas or the river. We never know when they are arriving, but it is an excellent way to inform the foreign and American tourists about Solar One and all alternate energy sources. Our first school visit occurred on September 24th with 55 students coming from Oro Grande School. Several more schools will be sending students during the next couple of months. Winter is trying to arrive; as we are getting colder weather. This brings out the desert animals to sun bath on our entrance ramp. One morning a very large tarantula was removed from near the front door by the Security Officer.



PAT TONG

ATTENDANCE RECORD
SOLAR ONE VISITOR CENTER
MONTH: SEPTEMBER, 1982

<u>DATE</u>	<u>WALK-INS</u>	<u>TOURS</u>	<u>GROUP NAME</u>	<u>SCE REPRESENTATIVE</u>
1	80			
2	63	1	P. Rumsey, Energy Student from Berkeley	
3	72			
4	70			
5	56			
6	76			
7	73			
8	51	9	(7)Japan New Energy Foundation (2)Harold Blakley, Versatile Vickers of Canada	
9	51			
10	62			
11	79			
12	146	51	(50)Australian Greyhound Tour (1)Harold Sund, GEO Magazine	
13	66	9	Riverside Cement Operators	
14	49	50	(25)Grand Jury (25)Greyhound Tours	
15	81			
16	61	3	Tokyo Electric Power Co.	
17	65	4	Mgr. of the Conservation & Renewable Energy Inquiries & Referral Service	
18	96			
19	98			
20	67	89	(40)Gadabout Tours (40)Charter Tours/Holland (2)Sydkraft & Swedish EPRI (7)L.A. Economic Dev. Group-Bill Waldren	
21	79	2	(2) Alternate Energies, Belgium	
22	80	1	(1) Brooks Institute of Photography (1) Carter Springs Utility, Colorado	
23	70	5	(4)SDG&E Engineers (55) Oro Grande School	
24	53	58	(3) Marketing Data Processing for Solar Energy	
25	60			
26	77			
27	64			
28	72	2	(1) Energy Commissioner, Brussels (1) DOE, Public Relations	
29	58			
30	66	4	(4) CBS News	
31				
	<u>2141</u>	<u>288</u>	TOTAL THIS MONTH: <u>2429</u>	- AVERAGE DAILY ATTENDANCE: <u>81</u>
			TOTAL TO DATE: <u>57,018</u>	- AVERAGE MONTHLY ATTENDANCE: <u>2193</u>


SOLAR ONE VISITOR CENTER

ATTENDANCE BY HOURS OF THE DAY

	Jan '82	Feb '82	Mar '82	Apr '82	May '82	June '82	July '82	Aug '82	Sept '82	Oct '82	Nov '82	Dec '82
9/a to 10/a	12%	14%	9%	11%	11%	9%	13%	12%	10%			
10/a to 11/a	11%	16%	18%	15%	15%	12%	15%	13%	14%			
11/a to 12/Noon	16%	14%	17%	17%	13%	17%	16%	17%	15%			
12/Noon to 1/p	11%	13%	12%	13%	15%	11%	14%	14%	13%			
1/p to 2/p	15%	12%	15%	14%	14%	18%	13%	11%	17%			
2/p to 3/p	14%	15%	12%	12%	13%	13%	13%	13%	13%			
3/p to 4/p	14%	10%	10%	10%	10%	11%	9%	11%	10%			
4/p to 5/p	7%	6%	7%	8%	9%	9%	7%	9%	8%			

SOLAR ONE VISITOR CENTER

ATTENDANCE BY HOME TOWN



SOLAR ONE VISITOR CENTER

ATTENDANCE BY DAYS OF THE WEEK

	Jan '82	Feb '82	Mar '82	Apr '82	May '82	June '82	July '82	Aug '82	Sept '82	Oct '82	Nov '82	Dec '82
Sundays	25%	24%	19%	15%	21%	17%	11%	17%	18%			
Mondays	8%	11%	10%	9%	14%	13%	11%	14%	15%			
Tuesdays	11%	6%	13%	14%	8%	17%	11%	17%	13%			
Wednesdays	10%	12%	13%	16%	15%	14%	15%	14%	15%			
Thursdays	12%	13%	10%	17%	11%	10%	15%	13%	13%			
Fridays	9%	11%	11%	17%	11%	11%	28%	11%	13%			
Saturdays	25%	23%	24%	20%	20%	18%		14%	13%			

SOLAR ONE VISITOR CENTER BUDGET

DEPARTMENT OF ENERGY BILLINGS

Fiscal Year 1982

<u>Date of Billing</u>	<u>Labor</u>	<u>Other Operation Expenses</u>	<u>Adm. and General Expenses</u>	<u>Total Billed DOE</u>	<u>Total Expended</u>	<u>Budget Remaining*</u>
October 1981	\$ 5,096.91	\$ 5,186.35	\$ 1,674.11	\$ 11,957.37	\$ 11,957.37	\$129,863.00
November 1981	8,115.74	2,187.38	1,677.35	11,980.47	23,937.84	117,882.53
December 1981	5,707.17	6,857.29	2,045.49	14,609.95	38,547.79	103,272.58
January 1982	4,300.16	1,609.07	962.02	6,871.25	45,419.04	96,401.33
February 1982	5,665.45	1,499.47	1,166.45	8,331.37	53,750.41	88,069.96
March 1982	5,088.45	2,076.53	1,166.46	8,331.44	62,081.85	79,738.52
April 1982	5,527.21	1,942.21	1,216.02	8,685.44	70,767.29	71,053.08
May 1982	9,006.51	1,980.92	1,788.75	12,776.18	83,543.47	58,276.90
June 1982	4,588.06	4,322.90	1,450.70	10,361.66	93,905.13	47,915.24
July 1982	6,906.87	3,773.69	1,738.80	12,419.36	106,324.49	35,495.88
August 1982	7,063.98	3,859.52	1,930.98	12,854.48	119,178.97	22,641.40
September 1982						
TOTAL FY 1982						

*Monies left from FY 81 = \$21,820.37 plus FY 82 = \$120,000.00 equals \$141,820.37

DOE FILE COPY

November 1, 1982

MR. DON FERGUSON

SUBJECT: Monthly Report - October 1982
Solar One Visitor Center

ATTENDANCE

The attendance for the month of October was 3,310 with a grand total of 60,328 from inception, up 47% over October of 1981 and 71% over 1980. During the month we had 2,391 walk-ins and 919 in 30 different tour groups. Of the total 3,310 visitors this month, 161 were either school or youth groups.

SPECIAL EVENTS/OUTSIDE PRESENTATIONS

One Solar One slide presentation was given this month to Barstow College's Work Experience Class (55 in attendance). They were not only interested in the Project but in job opportunities on construction sites and with Edison.

Ten Edison sponsored tours were conducted this month. They are as follows: Palm Springs Civic People (35 - Ralph Hitchcock); Central Division Managers (25 - Dave Sparks); Southern Division Energy Services (41 - Ron Britten); United States Synfuel Corp. (6 - Dr. Papay and Tom Reed); Renewable Energy Resources Conference (40 - Bill West); Security Analysts (35 - Tom McDaniel); Sandia Labs International Workshop (90 - Joe Reeves); Explorer Scouts (6 - Bob Johnson); San Bernardino Civic People (30 - Christina Garant); and Operation Second Chance/TRW (8 - Diana Atilano).

We also had engineers from Switzerland and Germany and representatives from the Mitsubishi Company and JPL's International Co-Generation Society visit the site.

PRESS/RADIO/TELEVISION

The following members of the press or freelance photographers were given on-site tours this month: New York Life Insurance Company (annual report); French TV crew and McDonnell Douglas film crew.

The month of October was busy preparing for site dedication in addition to the 30 groups who were given on-site tours. On October 6th, Tammy Pile's husband was seriously injured in an industrial accident and immediately took several days off and worked shorter hours for several weeks. I would like to thank Bill Brown, City/Area Manager for Barstow, for helping out with tour groups and Julie Payne for working many overtime hours during this period.

On October 29th, Mr. O. J. Ortega, Manager, Material Services, was given an on-site tour with representatives from TRW and Operation Second Chance. Their van (rented by Operation Second Chance) broke down and was not repairable. It was agreed the employees of the Center should not drive this 10 year old carryall to San Bernardino with the guests since it is not a reliable vehicle. Steve Payne, Coal Gas Project, offered to drive the 7 guests to pick up their cars. Just one more reason why a newer and more reliable vehicle is needed by the Visitor Center.

PAT
PAT TONG

ATTENDANCE RECORD
SOLAR ONE VISITOR CENTER

MONTH: OCTOBER, 1982

<u>DATE</u>	<u>WALK-INS</u>	<u>TOURS</u>	<u>GROUP NAME</u>	<u>SCE REPRESENTATIVE</u>
1	<u>64</u>	<u>10</u>	(2)N.Y. Times Life Insurance photographer (4)SCE Transmission Supt. (4)French TV crew	
2	<u>136</u>	<u>3</u>	Iuz Project Manager	
3	<u>130</u>			
4	<u>67</u>			
5	<u>67</u>	<u>35</u>	Palm Springs Civic People	Ralph Hitchcock
6	<u>59</u>			
7	<u>65</u>	<u>50</u>	(25)Central Div. Managers (25)Newberry 7th & 12th grade	Dave Sparks
8	<u>63</u>	<u>41</u>	So. Div. Energy Svs.	Ron Britten
9	<u>105</u>			
10	<u>152</u>	<u>40</u>	Mc Clain Buses Inc.	
11	<u>71</u>	<u>40</u>	Jetex Tours	
12	<u>48</u>			
13	<u>85</u>	<u>21</u>		
14	<u>67</u>	<u>10</u>	(6)United States Synfuel Corp. (4)Engineers from Switzerland	Tom Reed & Dr. Papay
15	<u>55</u>	<u>140</u>		
16	<u>73</u>	<u>25</u>	German Tour Group	
17	<u>97</u>	<u>40</u>	Canyon Employers Club	
18	<u>73</u>	<u>5</u>	Mitsubishi Company Engineers	
19	<u>68</u>			
20	<u>67</u>	<u>75</u>	(40)Renewable Energy Resources (35)Security Analysts	Bill West Tom McDaniel
21	<u>64</u>	<u>100</u>	(6)McDc film crew (4)P.G. & E. photographer (90)Sandia Labs Intl. Workshop	Carl Fox (R&D) Joe Reeves
22	<u>74</u>	<u>10</u>	Instrument Society of America	
23	<u>102</u>	<u>86</u>	(40)Amateur Radio Club(6)Explorer Scouts (40)JPL Intl. Co-Generation Society	Bob Johnson Peggy Panda
24	<u>90</u>			
25	<u>62</u>	<u>40</u>	Marine Base Energy Awareness Week	
26	<u>45</u>			
27	<u>65</u>			
28	<u>68</u>	<u>70</u>	Hesperia 5th & 6th Grade	
29	<u>57</u>	<u>58</u>	(20)Apple Valley Jr. High(30)S.B. Civic people (8)Operation Second Chance	Christina Garant Diana Atelano
30	<u>69</u>	<u>20</u>	TWA Bus Lines	
31	<u>83</u>			
	<u>2391</u>	<u>919</u>	TOTAL THIS MONTH: <u>3,310</u>	- AVERAGE DAILY ATTENDANCE: <u>107</u>
			TOTAL TO DATE: <u>60,328</u>	- AVERAGE MONTHLY ATTENDANCE: <u>2,234</u>

SOLAR ONE VISITOR CENTER

ATTENDANCE BY HOURS OF THE DAY

	Jan '82	Feb '82	Mar '82	Apr '82	May '82	June '82	July '82	Aug '82	Sept '82	Oct '82	Nov '82	Dec '82
9/a to 10/a	12%	14%	9%	11%	11%	9%	13%	12%	10%	7%		
10/a to 11/a	11%	16%	18%	15%	15%	12%	15%	13%	14%	12%		
11/a to 12/Noon	16%	14%	17%	17%	13%	17%	16%	17%	15%	14%		
12/Noon to 1/p	11%	13%	12%	13%	15%	11%	14%	14%	13%	16%		
1/p to 2/p	15%	12%	15%	14%	14%	18%	13%	11%	17%	15%		
2/p to 3/p	14%	15%	12%	12%	13%	13%	13%	13%	13%	13%		
3/p to 4/p	14%	10%	10%	10%	10%	11%	9%	11%	10%	15%		
4/p to 5/p	7%	6%	7%	8%	9%	9%	7%	9%	8%	8%		


SOLAR ONE VISITOR CENTER

ATTENDANCE BY DAYS OF THE WEEK

	Jan '82	Feb '82	Mar '82	Apr '82	May '82	June '82	July '82	Aug '82	Sept '82	Oct '82	Nov '82	Dec '82
Sundays	25%	24%	19%	15%	21%	17%	11%	17%	18%	19%		
Mondays	8%	11%	10%	9%	14%	13%	11%	14%	15%	11%		
Tuesdays	11%	6%	13%	14%	8%	17%	9%	17%	13%	8%		
Wednesdays	10%	12%	13%	16%	15%	14%	11%	15%	15%	11%		
Thursdays	12%	13%	10%	17%	11%	10%	15%	14%	13%	15%		
Fridays	9%	11%	11%	17%	11%	11%	13%	13%	13%	17%		
Saturdays	25%	23%	24%	20%	20%	18%	28%	11%	13%	19%		
								14%	13%			

SOLAR ONE VISITOR CENTER

ATTENDANCE BY HOME TOWN



SOLAR ONE VISITOR CENTER BUDGET

DEPARTMENT OF ENERGY BILLINGS

Fiscal Year 1982

<u>Date of Billing</u>	<u>Labor</u>	<u>Other Operation Expenses</u>	<u>Adm. and General Expenses</u>	<u>Total Billed DOE</u>	<u>Total Expended</u>	<u>Budget Remaining*</u>
October 1981	\$ 5,096.91	\$ 5,186.35	\$ 1,674.11	\$ 11,957.37	\$ 11,957.37	\$129,863.00
November 1981	8,115.74	2,187.38	1,677.35	11,980.47	23,937.84	117,882.53
December 1981	5,707.17	6,857.29	2,045.49	14,609.95	38,547.79	103,272.58
January 1982	4,300.16	1,609.07	962.02	6,871.25	45,419.04	96,401.33
February 1982	5,665.45	1,499.47	1,166.45	8,331.37	53,750.41	88,069.96
March 1982	5,088.45	2,076.53	1,166.46	8,331.44	62,081.85	79,738.52
April 1982	5,527.21	1,942.21	1,216.02	8,685.44	70,767.29	71,053.08
May 1982	9,006.51	1,980.92	1,788.75	12,776.18	83,543.47	58,276.90
June 1982	4,588.06	4,322.90	1,450.70	10,361.66	93,905.13	47,915.24
July 1982	6,906.87	3,773.69	1,738.80	12,419.36	106,324.49	35,495.88
August 1982	7,063.98	3,859.52	3,008.91**	13,932.46	120,256.95	21,563.42
September 1982	5,682.69	2,296.44	1,396.81	9,375.94	129,632.89	12,187.48
TOTAL FY 1982	\$ 72,749.20	\$ 37,591.77	\$ 19,291.92	\$129,632.89	\$129,632.89	\$ 12,187.48
	(56%)	(29%)	(15%)			(9% under- spent)

*Monies left from FY 81 = \$21,820.37 plus FY 82 = \$120,000.00 equals \$141,820.37

**Includes \$1,077.98 for annual adjustments (1980 & 1981) of payroll taxes, workmen's compensation, pension, benefits and administrative expenses.

DOE FILE COPY

December 1, 1982

MR. DON FERGUSON

SUBJECT: Monthly Report - November 1982
Solar One Visitor Center

ATTENDANCE

The attendance for the month of November was 3,538 with a grand total of 63,866 from inception; up 46% over November 1981 and 193% over 1980. During the month we had 2,640 walk-ins and 898 in 55 different tour groups. Of the total 3,538 visitors this month, 268 were either in school or youth groups.

SPECIAL EVENTS/OUTSIDE PRESENTATIONS

One Solar One slide presentation was given this month to the San Bernardino/Riverside Insurance Adjusters Association (55 in attendance).

On November 1st, the site dedication ceremony for Solar One was held. Over 700 guests were in attendance for this event with over 100 of them visiting the Center some time during the day. The employees of the Center helped as hostesses along with employees from the administration office at Solar One.

There were six Edison sponsored tours this month: Rancho California Water District (E.W. Campbell, Perris City/Area Manager); California Power Pool Energy and Operating Committee (Ron Knapp, System Operation); RUCAC (Dina Hunter, Conservation/Load Management); University of Florida Foreign Students for Alternate Energies (Sonny Smith, Consumer Relations); In-Service Teacher Training (Bob Matthews, Visalia District School Repr.); and Larry Chimbole of San Bernardino County (Don Kuhns, Barstow, and Ed Conrady, Victorville, District Managers).

Two U.S. Congressmen were given on-site tours during the month. LADWP sponsored a tour for Congressman Brown of Riverside and Dr. Papay escorted Congressman Fuqua of Florida.

PRESS/RADIO/TELEVISION

Because of Site Dedication, all major TV and radio stations gave a brief news release on the progress of the plant. Three radio stations called this month for on-the-air interviews. On November 4th Radio Station KMJ (Fresno) invited the listening audience to call in with questions after a brief interview with the News Director; on November 21st Radio Station KLOT (Barstow) presented a 30 minute information interview program called "Spectrum 82"; and on November 23rd Radio Station KXL (Portland, Oregon) interviewed me for 15 minutes following their hourly news program.

The following members of the press were given on-site tours: Kleinman and Brown Photographers; Norway newspaper photographer; and the editor of "Electrical World".

During the month of November the employees of the Center changed somewhat. On November 12th, Tammy Piles left to begin working at the Coal Gas Project. Two new part time employees will begin soon (Kindred Hawes on November 29th and Cynthia Siembab on December 6th). During the time after Tammy left and Kindred began, the Coal Gas Project loaned me a clerk to help man the Center.


MS. PAT TONG

ATTENDANCE RECORD
SOLAR ONE VISITOR CENTER
 MONTH: NOVEMBER 1982

<u>DATE</u>	<u>WALK- INS</u>	<u>TOURS</u>	<u>GROUP NAME</u>	<u>SCE REPRESENTATIVE</u>
1	106		(15)Trek America(12)Arizona Public Service	
2	55	29	(2)Kleinman & Brown Photography	
3	67	62	(2)Jet Propulsion Laboratory	
4	75		(60)California City 5th Grade	
5	95	40	(20)Barstow Kiddie College	
6	117	65	(20)Rancho Calif. Water District	E.W. Campbell
7	142		(10)Cub Scouts	
8	63		(55)Barstow Junior High	
9	60	52		
10	63	16	(2)French Trade Commission	
11	90	40	(50)Senior Citizens	
12	71	32	Calif. Power Pool Energy & Operating Committee - Ron Knapp	
13	86	60	Senior Citizens	
14	107	46	(15)Cypress College(4)Beckman Instruments	
15	68	2	(3)TRW Engineers(10)UCLA Solar Engineering students	
16	63	42	(50)Senior Citizens from Bellflower	
17	70	85	(10)Boy Scouts	
18	77	44	(6)Solar Architects	
19	52	2	(30)Senior Citizens(10)Korean Engineers	
20	84	15	KEZY Radio, Long Beach	
21	77		(1)Scientist from The Wiseman Inst. of Israel	
22	51	15	(40)Fullerton Senior Cit.(1)Reporter from Norway	
23	72	2	(20)Rancho Aldofo RV Club(20)RUCAC	Dina Hunter
24	80	7	(20)Cherry Valley RV Club(25)Australian Student tour	
25	-	-	(2)"Electrical World" Editor(33)Univ. of Florida - Sonny Smith	
26	311	34	(1)Pittsburgh Demoins Co.(8)In-Serv. Teacher Training - Bob Mathews	
27	187	53	Computer Engineers	
28	169	74	Boy Scouts from Corona	
29	65		(7)Congressman Brown of Riverside, Ca. LADWP sponsored	
30	17	81	(8)Congressman Fuqua of Florida	Dr. Papay
31			Japanese Coal Gas Investors	
			(7)Allen Smart, Australian Natl. Div. Dept.	
			(3)Larry Chimbole, San Bernardino County	Don Kuhns & Ed Conrady
			THANKSGIVING - CENTER CLOSED	
			(6)EBASCO Corp.(14)Boy Scouts(1)Mike Haynes-P.V. Engr.	
			(4)Terratek Co.(1)Rod McKenzie-USC(8)Arizona Navajo Nation	
			(15)Boy Scouts-Pasadena(8)Naval Weapons Center	
			(30)Korean Presbyterian Church	
			(30)Boy Scouts from La Canada, Ca.	
			(20)Santa Ana Civic People(24)Boy Scouts	Bob Baker
			(2)SCE Energy Control Center(79)Hemet Senior Citizens	
			(BAD DAY FOR TOURISTS: WINDS UP TO 60 MPH & RAIN)	
	2640	898	TOTAL THIS MONTH: 3538	- AVERAGE DAILY ATTENDANCE: 118
			TOTAL TO DATE: 63,866	- AVERAGE MONTHLY ATTENDANCE: 2,281

SOLAR ONE VISITOR CENTER

ATTENDANCE BY DAYS OF THE WEEK

	Jan '82	Feb '82	Mar '82	Apr '82	May '82	June '82	July '82	Aug '82	Sept '82	Oct '82	Nov '82	Dec '82
Sundays	25%	24%	19%	15%	21%	17%	11%	17%	18%	19%	17%	
Mondays	8%	11%	10%	9%	14%	13%	11%	14%	15%	11%	11%	
Tuesdays	11%	6%	13%	14%	8%	17%	11%	17%	13%	8%	13%	
Wednesdays	10%	12%	13%	16%	15%	14%	15%	14%	15%	11%	13%	
Thursdays	12%	13%	10%	17%	11%	10%	15%	13%	13%	15%	9%	
Fridays	9%	11%	11%	17%	11%	11%	28%	11%	13%	17%	18%	
Saturdays	25%	23%	24%	20%	20%	18%		14%	13%	19%	19%	

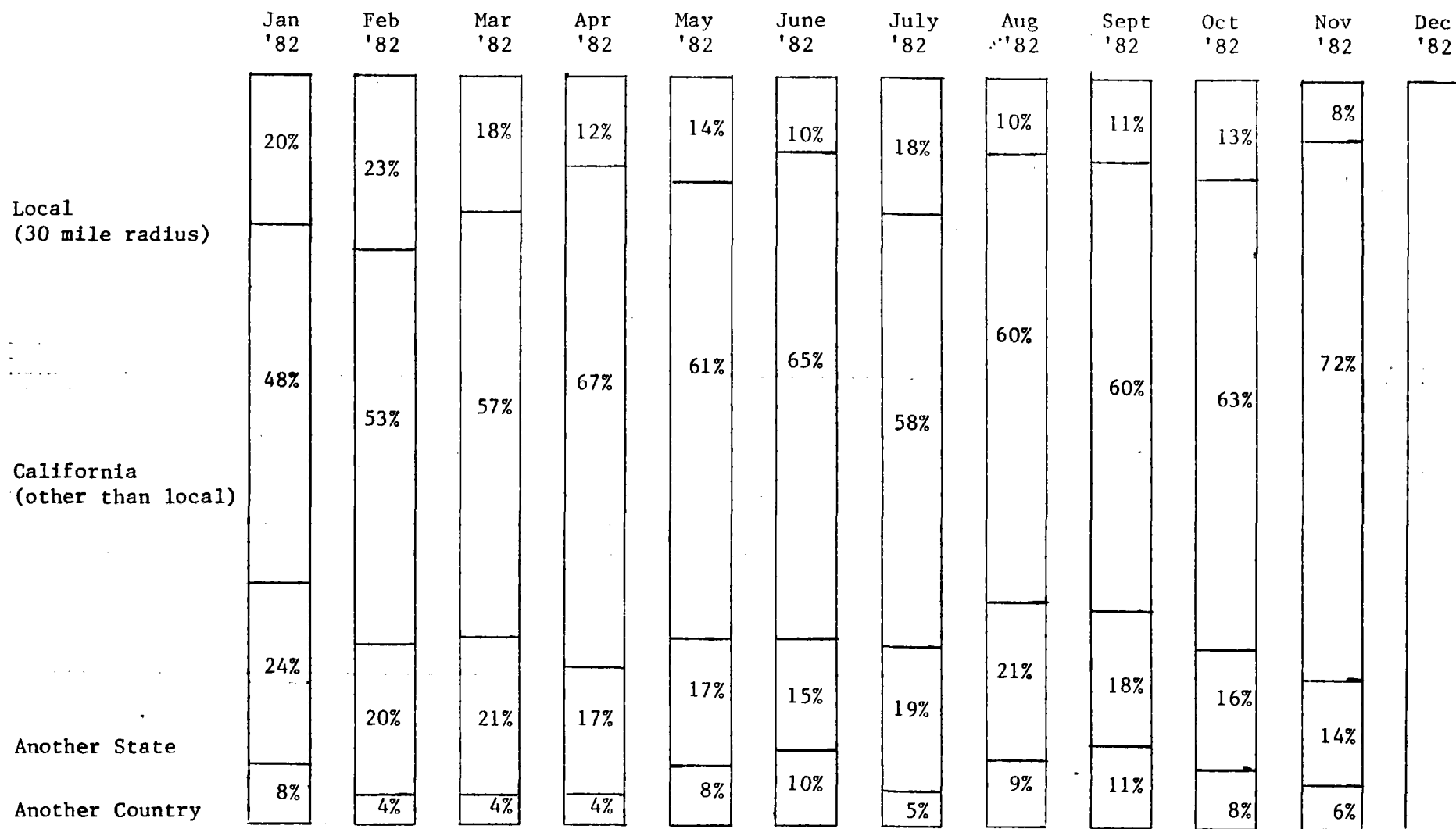
SOLAR ONE VISITOR CENTER

ATTENDANCE BY HOURS OF THE DAY

	Jan '82	Feb '82	Mar '82	Apr '82	May '82	June '82	July '82	Aug '82	Sept '82	Oct '82	Nov '82	Dec '82
9/a to 10/a	12%	14%	9%	11%	11%	9%	13%	12%	10%	7%	10%	
10/a to 11/a	11%	16%	18%	15%	15%	12%	15%	13%	14%	12%	17%	
11/a to 12/Noon	16%	14%	17%	17%	13%	17%	16%	17%	15%	14%	16%	
12/Noon to 1/p	11%	13%	12%	13%	15%	11%	14%	14%	13%	16%	11%	
1/p to 2/p	15%	12%	15%	14%	14%	18%	13%	11%	17%	15%	13%	
2/p to 3/p	14%	15%	12%	12%	13%	13%	13%	13%	13%	13%	16%	
3/p to 4/p	14%	10%	10%	10%	10%	11%	9%	11%	10%	15%	11%	
4/p to 5/p	7%	6%	7%	8%	9%	9%	7%	9%	8%	8%	6%	

SOLAR ONE VISITOR CENTER

ATTENDANCE BY HOME TOWN



SOLAR ONE VISITOR CENTER BUDGET

DEPARTMENT OF ENERGY BILLINGS

Fiscal Year 1983

<u>Date of Billing</u>	<u>Labor</u>	<u>Other Operation Expenses</u>	<u>Adm. and General Expenses</u>	<u>Total Billed DOE</u>	<u>Total Expended</u>	<u>Budget Remaining*</u>
October 1982	\$ 6,227.55	\$ 2,378.59	\$ 1,484.49	\$ 10,090.63	\$ 10,090.63	\$128,509.37
November 1982						
December 1982						
January 1983						
February 1983						
March 1983						
April 1983						
May 1983						
June 1983						
July 1983						
August 1983						
September 1983						
TOTAL FY 1983						

*Total Fiscal Year 1983 Budget presented to DOE is \$138,600.00.

DOE FILE COPY

January 2, 1983

MR. DON FERGUSON:

SUBJECT: Monthly Report - December 1982
Solar One Visitor Center

ATTENDANCE

The attendance for the month of December was 2,715 with a grand total of 66,581 from inception; up 64% over December of 1981 and 130% over 1980. During the month we had 2,387 walk-ins and 328 in 35 different tour groups. Of the total 2,715 visitors this month, 99 were either in school or youth groups.

SPECIAL EVENTS/OUTSIDE PRESENTATIONS

One Solar One presentation was given this month to the Barstow/Victorville Retired Teachers Association (52 in attendance).

On Wednesday, December 1st, Mr. Peter Forster, President of Dayton Power and Light and Mr. Allen Hill, Treasurer, were given an on-site tour. They had been in California for several days viewing alternate energy sources. Senator S.J. Collard from Australia and a member of his staff were escorted by McDonnell Douglas personnel out to Daggett where we gave them all a VIP tour of the plant. Wayne Gould, (Mr. Gould's son), Tom Rose, and George Clark were also given an on-site tour.

There were three Edison Sponsored tours this month: JPL Engineers (Bill Brown, City/Area Manager, Barstow); L.A. Society Financial Analysts (Lynda Boos, Investor Relations); and Palm Springs Civic People (Ralph Hitchcock, City/Area Manager, Palm Springs).

PRESS/RADIO/TELEVISION

The following members of the press visited Solar One during December: "U.S.A. of Today" magazine took photographs for an upcoming article; and three photojournalists (two working for Swiss magazines and one working for a European magazine).

On December 21st, Channel 3 KVBC (Las Vegas) filmed Solar One and interviewed John Graham, (SCE Operating Foreman). The segment was aired December 22nd at 6:00p.m.

During the months of October 82' through January 83' articles and picture stories were published in the following magazines: "Sociaal Economisch Management" (Swedish Management Magazine); "Mechanics" (Japanese Scientific Magazine); "Newsweek" (U.S. News Magazine); "Science 83" (U.S. Scientific Magazine); and "Electrical World" (U.S. Magazine).

Our visitor count was low this month mainly because of the Christmas season and the terrible weather. Temperatures dipped to 30°F and winds rose to 70 MPH. Channel 2 "Two on the Town" had to postpone their visit until January 5, 1983 because of high winds. Both new employees (Cyndi Siembab and Kindred Hawes) are learning the "ins and outs" of Solar One and seem to be enjoying their new jobs. Michael Chavez, (our summer employee) worked at the Center for two weeks while I was on vacation and during my absence, Julie Payne was in charge and she did a fine job.

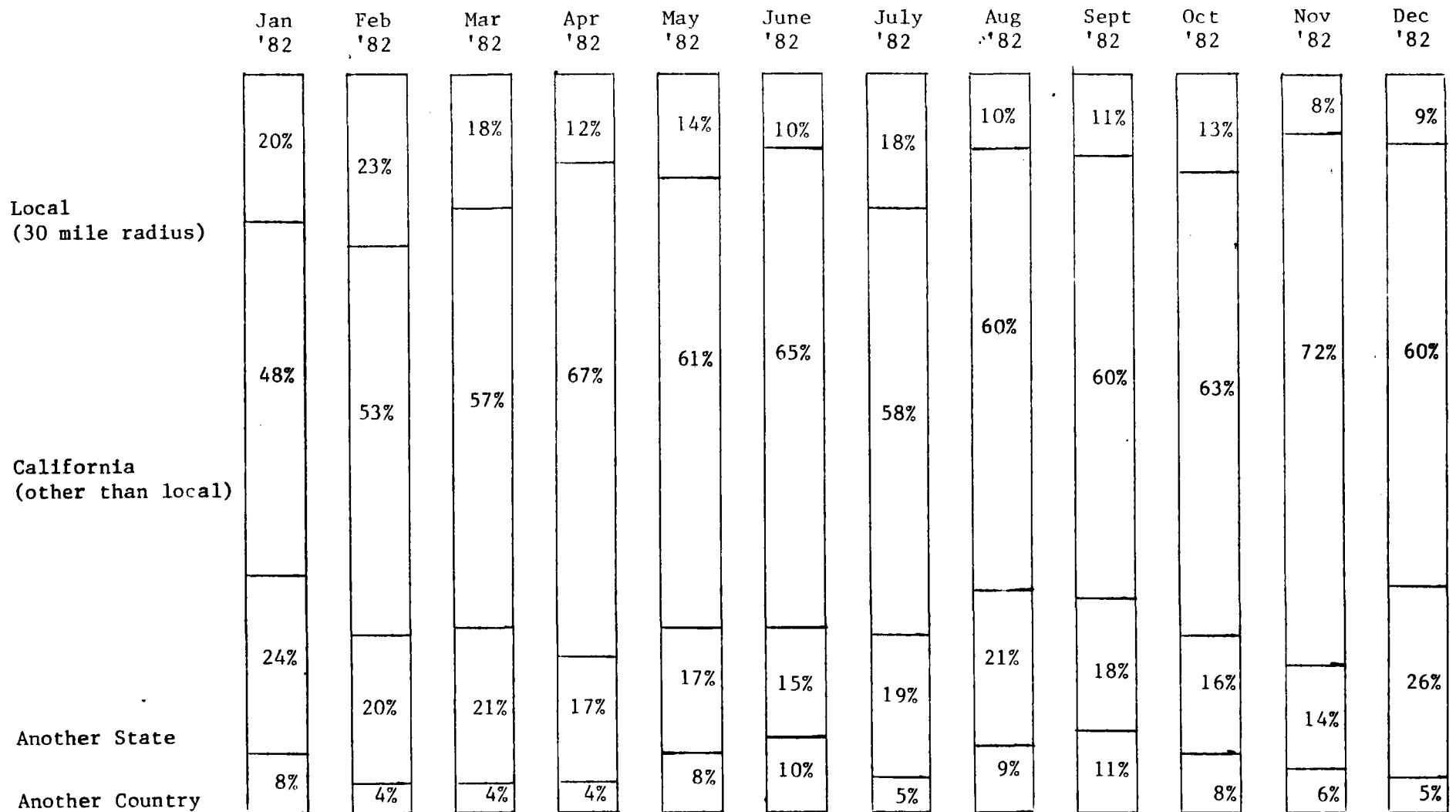
Pat Tong
MS. PAT TONG

ATTENDANCE RECORD
SOLAR ONE VISITOR CENTER
 MONTH: DECEMBER 1982

<u>DATE</u>	<u>WALK-INS</u>	<u>TOURS</u>	<u>GROUP NAME</u>	<u>SCE REPRESENTATIVE</u>
1	58	6	Dayton Power and Light	
2	56	64	(20)Univ. of Ca. at Irvine(32)Retired Teachers (12)Supervisors of Plant Operation (3)4th Parabolic Dish Solar Thermal Program(4)Australian Engineers	
3	52	49	(2)Cerritos College(3)Meridian Corp.(7)JPL Engrs. - Bill Brown (30)L.A. Society Financial Analysts	Lynda Boos
4	65			
5	66			
6	64	2	Professor of Art - U.C. Santa Barbara	
7	69			
8	50	4	Kansas Center for Research	
9	49	44	(4)Pres. of Supreme Emblem Club of U.S. (40)Palm Springs Civic People	Ralph Hitchcock
10	49	26	(25)Orange Coast College (1)Lang International	
11	48	43	(4)Senator Collard-Australia, McDe sponsored (39)Santa Ana College	
12	72	7	Consulting Engineer	
13	55	2	"U.S.A. of Today" photographer	
14	75			
15	55			
16	53	2	Utah Power & Light Planning Dept.	
17	57	8	(1)Professor from Italy (7)Amer. Inst. of Aeronautics & Astronautics	
18	90			
19	83			
20	80			
21	60	10	(2)Channel 3 KVBC (Las Vegas)(5)SCE guests (3)Wayne Gould, Tom Rose, George Clark	Don Kuhns
22	51			
23	72	10	Interntl. Travelers from Univ's. all over the world	
24	69			
25			CHRISTMAS DAY	
26	128			
27	188	2	Henwood & Associates	
28	147	2	Swedish Journalists	
29	212	39	(33)Hokubei Tours(1)Swiss Photojournalist (2)Sec. to Mr. Bjorklund(3)Solar Energy Res. Inst.	
30	112	6	Townsend & Bottum Manager	
31	102	2	Photojournalist (European Mag.)	
	2,387	328	TOTAL THIS MONTH: 2,715	- AVERAGE DAILY ATTENDANCE: 88
			TOTAL TO DATE: 66,581	- AVERAGE MONTHLY ATTENDANCE: 2,296

SOLAR ONE VISITOR CENTER

ATTENDANCE BY HOME TOWN



SOLAR ONE VISITOR CENTER

ATTENDANCE BY DAYS OF THE WEEK

	Jan '82	Feb '82	Mar '82	Apr '82	May '82	June '82	July '82	Aug '82	Sept '82	Oct '82	Nov '82	Dec '82
Sundays	25%	24%	19%	15%	21%	17%	11%	17%	18%	19%	17%	13%
Mondays	8%	11%	10%	9%	14%	13%	11%	14%	15%	11%	11%	15%
Tuesdays	11%	6%	13%	14%	8%	17%	11%	17%	13%	8%	13%	13%
Wednesdays	10%	12%	13%	16%	15%	14%	15%	14%	15%	11%	13%	18%
Thursdays	12%	13%	10%	17%	11%	10%	15%	13%	13%	15%	9%	17%
Fridays	9%	11%	11%	17%	11%	11%	28%	11%	13%	17%	18%	15%
Saturdays	25%	23%	24%	20%	20%	18%		14%	13%	19%	19%	9%

SOLAR ONE VISITOR CENTER

ATTENDANCE BY HOURS OF THE DAY

	Jan '82	Feb '82	Mar '82	Apr '82	May '82	June '82	July '82	Aug '82	Sept '82	Oct '82	Nov '82	Dec '82
9/a to 10/a	12%	14%	9%	11%	11%	9%	13%	12%	10%	7%	10%	9%
10/a to 11/a	11%	16%	18%	15%	15%	12%	15%	13%	14%	12%	17%	11%
11/a to 12/Noon	16%	14%	17%	17%	13%	17%	16%	17%	15%	14%	16%	17%
12/Noon to 1/p	11%	13%	12%	13%	15%	11%	14%	14%	13%	16%	11%	12%
1/p to 2/p	15%	12%	15%	14%	14%	18%	13%	11%	17%	15%	13%	15%
2/p to 3/p	14%	15%	12%	12%	13%	13%	13%	13%	13%	13%	16%	15%
3/p to 4/p	14%	10%	10%	10%	10%	11%	9%	11%	10%	15%	11%	13%
4/p to 5/p	7%	6%	7%	8%	9%	9%	7%	9%	8%	8%	6%	8%

DOE FILE COPY

DOE/SF/10501--31-VC
(STMPO-731)

February 1, 1983

MR. DON FERGUSON

SUBJECT: Monthly Report - January 1983
Solar One Visitor Center

ATTENDANCE

The attendance for the month of January was 2,899 with a grand total of 69,480 from inception; up 52% over January of 1982 and 96% over 1981. During the month we had 2,205 walk-ins and 694 in 41 different tour groups. Of the total 2,899 visitors, 213 were either in school or youth groups.

SPECIAL EVENTS/OUTSIDE PRESENTATIONS

I gave one Solar One slide presentation this month to the American Association of University Women in Lake Arrowhead (20 in attendance).

Mr. Roger Johnson of the CEC and Messrs. Higino Paula, Mark Abramson and Anand Garde of the CPUC were given on-site tours this month. Students from Kansas State University; University of California at Riverside; Cal Poly, Pomona; the American Institute of Aeronautics and Astronautics; and the University of Southern California were also given site tours.

Ten Edison sponsored tours were held during the month: American Nuclear Society (G. Cramer, Nuclear Engrg.); San Bernardino County School District, Regional Occupational Adult Council (B. Brown, Barstow City/Area Mgr.); T. Adlhock, Associate Council, Public Affairs Office, Washington D.C. (K. Holte, R&D); EPRI Advanced Fossil Power Systems Task Force Advisory Group (B. VanKleinsmid, R&D); Orange County Local Government Association (C. Heinz-Dooley, Consumer Affairs); Senior Economist Manager from Isreal (B. Vanderford, R&D); EEI Codes and Ordinances Committee (L. Carter, Consumer Affairs); and CPUC Representatives (R. Daniels and J. Kelly, Revenue Requirements).

Three freelance photographers and a TV crew from Canada requested tours during the month. On Thursday, January 13th at 7:30/p, "Two on the Town" aired a 3 minute segment on Solar One. I was the on-screen narrator and this segment brought many visitors to the Center the following week.

During the month of January, three magazines had picture stories on our Project: IEEE Spectrum; Solar Magazine (with cover picture); and Chilton's Iron Age Magazine. The 1983 version of the Guinness Book of World Records shows Solar One on the back cover along with two pictures inside.

MOVIES/DISPLAYS/LITERATURE

The new 29 minute version of the Solar One movie was received by the Center in January. We are now showing this film as often as possible. Quite a few of our visitors do not have the time for a half-hour film and would rather see the old 15 minute version. We have also received many requests from schools and civic groups to borrow the film.

January is historically a slow month with the holiday season over and bad weather not permitting vacations. We did get good press this month, so our attendance is considerably better than the previous two years.

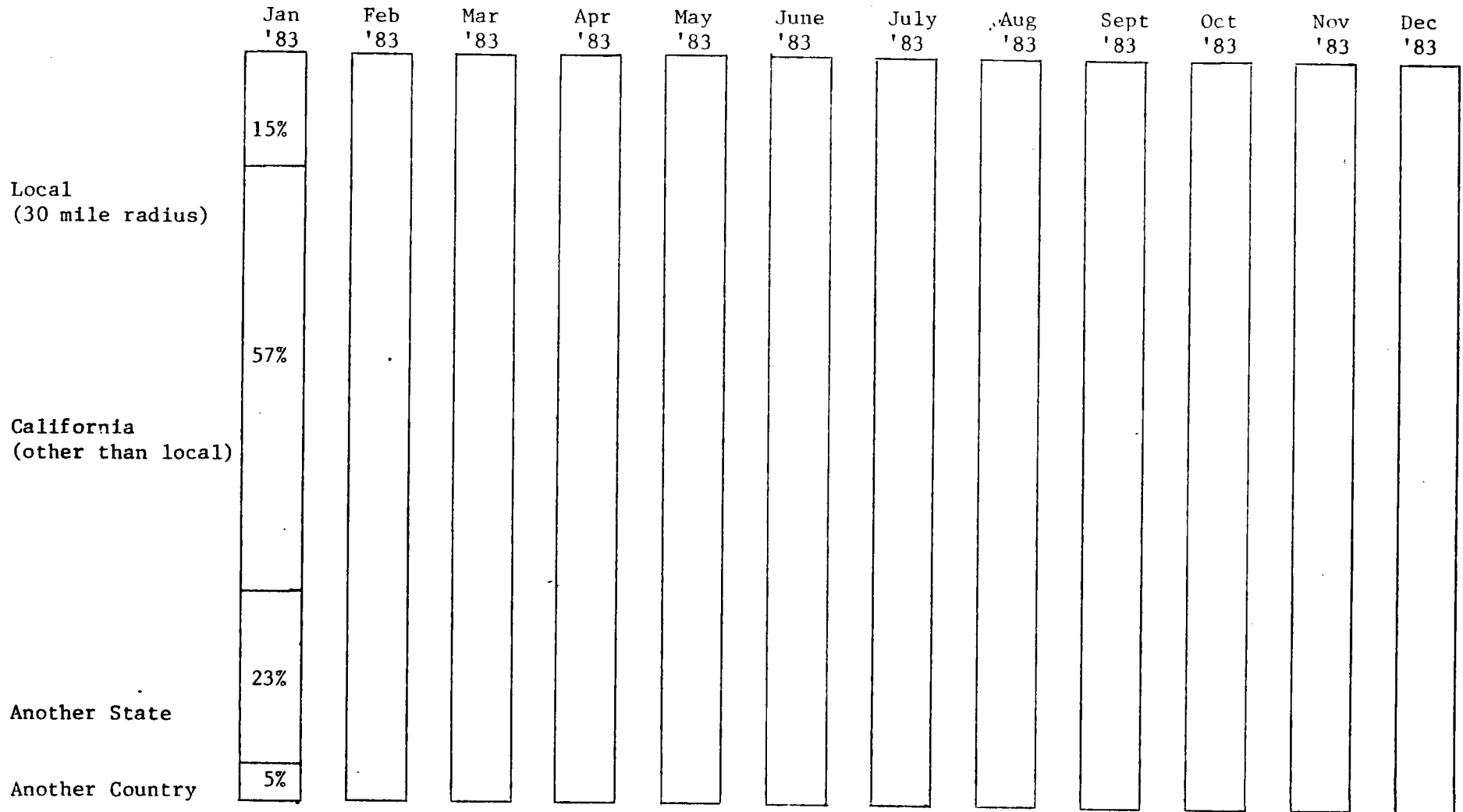
PAT TONG

ATTENDANCE RECORD
SOLAR ONE VISITOR CENTER

MONTH: JANUARY 1983

<u>DATE</u>	<u>WALK- INS</u>	<u>TOURS</u>	<u>GROUP NAME</u>	<u>SCE REPRESENTATIVE</u>
1			<u>NEW YEAR'S DAY (CLOSED)</u>	
2	96	23	(3)California Energy Commission (20)USC Students	
3	69			
4	62			
5	72	25	(4)"2 On The Town" Channel 2 (21)Aven Tours Foreign Tourists	
6	78	44	(4)Leroy Rice-SCE Cost Engrg E&C Dept. (40)Kansas State Univ. Agriculture Students	
7	66	5	Agricultural Engineers	Bob Whitaker
8	104	12	Upland Boy Scouts	
9	100	17	BMW Motorcycle Club	
10	58			
11	62			
12	66	3	Brooks Institute of Photography	
13	65	65	(1)Pete Spivy-Martin Marietta (64)George Air Force Base 3rd Graders	
14	82	30	(20)Orange Co. Local Gov't Assoc. (6)Alamitos App. P.E.O.(4)Bechtel	Carol Heinz-Dooley
15	158			
16	135	43	Bellflower Elks Club	
17	61	16	(2)SCE Energy Services (14)Bullhead City Brownie Troup	
18	62	47	(9)Ivanpah Desert Sun School(35)EPRI (3)SCE R&D	Bill Von Kleinsmid Kirby Holte
19	53	95	(52)Fort Irwin 5th & 6th Grade (43)Silver Triangle Senior Citizens	
20	60	122	(41)Magic Carpet Tours (65)German Tourists(16)San.Ber. Co. School Dist.-Bill Brown	
21	70	4	Mike Gardner-R&D	
22	63	60	(35)American Nuclear Society (25)American Inst. of Aeronautics & Astronautics	
23	97	2	CAL POLY	
24	56	1	Freelance Photographer	
25	69	22	(2)Dan Dvoskin-Senior Economist Mgr. in Israel-Bill Vanderford R&D (2)SCE System Operations(18)EEI Codes & Ordinances-Lucy Carter	
26	50	6	Mark Abramson & Anand Garde-CPUC	Ron Daniels
27	47	37	(3)Japanese Gov't Institute of Applied Energy (34)Gadabout Tours	
28	61	4	(3)Higino G. Paula-CPUC (1)Key Light Productions (freelance)	J.A. Kelly
29	61	5	USC Professor of Atomic Energy	
30	66			
31	56	6	Radio Canada T.V. Crew	
2205	694		TOTAL THIS MONTH: 2899	- AVERAGE DAILY ATTENDANCE: 93.5
			TOTAL TO DATE: 69,480	- AVERAGE MONTHLY ATTENDANCE: 2316

ATTENDANCE BY HOME TOWN



ATTENDANCE BY DAYS OF THE WEEK

[illegible]

ATTENDANCE BY HOURS OF THE DAY

	Jan '83	Feb '83	Mar '83	Apr '83	May '83	June '83	July '83	Aug '83	Sept '83	Oct '83	Nov '83	Dec '83
9/a to 10/a	6%											
10/a to 11/a	20%											
11/a to 12/Noon	14%											
12/Noon to 1/p	13%											
1/p to 2/p	16%											
2/p to 3/p	16%											
3/p to 4/p												
4/p to 5/p												
	9%											
	6%											

SOLAR ONE VISITOR CENTER MONTHLY EXPENDITURES

Fiscal Year: October 1982 to September 1983

<u>Date</u>	<u>Labor</u>	<u>Operation</u>	<u>Maintenance</u>	<u>Total Monthly Expenditure</u>	<u>Over/Under Mo. Budget (\$11,500.00)</u>	<u>Annual Budget Remaining (\$138,600.00)</u>	<u>Comments</u>
October 1982	\$6,855.08	\$2,378.59	\$ ---	\$ 9,233.67	(25%)	\$129,366.33	(1) (2)
November 1982	5,267.52	1,551.65	---	6,819.17	(69%)	122,547.16	(1)
December 1982	4,411.42	2,865.93	---	7,277.35	(59%)	115,269.81	(1)
January 1983							(3)
February 1983							
March 1983							
April 1983							
May 1983							
June 1983							
July 1983							
August 1983							
September 1983							
TOTAL							

Comments:

- (1) Costs incurred during October, November and December 1982 are to be charged to R&D Function 0456-041.300 per letter dated 12-16-82 by J. N. Reeves.
- (2) Expenditures starting with October 1982 will be lower than anticipated due to the fact Labor Loading and A&G cost are not included since DOE is not being billed.
- (3) Costs incurred starting with January 1983 are to be charged to Customer Service Function 7503-5348.

DOE FILE COPY

March 1, 1983

MR. DON FERGUSON

SUBJECT: Monthly Report - February 1983
Solar One Visitor Center

ATTENDANCE

The attendance for the month of February was 2,904 with a grand total of 72,384 from inception; up 1% over February of 1982 and 65% over 1981. During the month we had 2,309 walk-ins and 595 in 42 different tour groups. Of the total 2,904 visitors, 301 were either in school or youth groups.

SPECIAL EVENTS/OUTSIDE PRESENTATIONS

No Solar One slide presentations were given this month; but a New Employee Orientation Company Overview was given on February 24th at Coolwater.

Mr. Anthony Sousa, FERC Commissioner, was joined by Mr. R. H. Bridenbecker for a tour of Solar One and Coal Gas on February 15th. Mr. John McLeay, Consulate General of Australia in Los Angeles, was escorted by the press during his tour on February 2nd. The Public Affairs Officer for DOE in Washington, D.C. and her assistant came to look over the Visitor Center and the site on February 10th. Engineers representing LADWP; Brown and Root Engrg. Company; Lead Industries Assoc.; Mitsubishi; and JPL toured the site during the month. Two college professors from Hannover, Germany, and the University of British Columbia were also on-site during February along with students from the following colleges: College of the Sequoias, UC Riverside, Barstow College and Ball State University, Indiana. Representatives from eight utilities from the eastern part of the United States were given tours.

Four Edison sponsored tours were given during the month: Senior Executives from power companies and IBM (R. Umbaugh, V.P., Administration); FERC Commissioner (R. Bridenbecker, V.P., Fuel Supply); "Young Presidents" (F. McCrackin, R&D); and Environmental Protection Officer, Secretary of the Navy's Office, Washington, D.C. (N. Nansour, Air Quality).

PRESS/RADIO/TELEVISION

The following members of the press were given photographic tours of the site: Barstow Desert Dispatch; Power Magazine; Key Light Productions; Dallas Times Herald; Chromosohm Productions; Northeast LA Newspaper Chain; Eastern Group Publications; San Fernando Sun and Valley News; and Burbank Daily Review. The last four members of the press were brought out by LADWP. The film crew from KGTV, Channel 10, San Diego, filmed a six minute segment on February 15th for their weekly TV magazine which was aired at 7:30/p on Saturday, February 26th. "Ripley's Believe It or Not" TV program called about information on Solar One and will be filming during the first week of March.


February might have been a slow month as compared to last February; but March looks like a busy one. The weather will start warming up, with clouds

MR. DON FERGUSON

-2-

March 1, 1983

slowly dissipating. During the month of February there were eight groups of 25 people or more who were given tours of the site, but in March we already have 18 such tours expected. Because of this busy schedule, all Visitor Center employees and SCE and DOE on-site representatives are asked to help out more often.

A handwritten signature in cursive script, reading "Pat Tong". The signature is written in dark ink and is positioned above the printed name.

MS. PAT TONG

pt
Attachments

ATTENDANCE RECORD
SOLAR ONE VISITOR CENTER
 MONTH: FEBRUARY 1983

<u>DATE</u>	<u>WALK-INS</u>	<u>TOURS</u>	<u>GROUP NAME</u>	<u>SCE REPRESENTATIVE</u>
1	72	95	(51)UPLAND ST. JOSEPH 8TH GRADE (44)HEMET-SAN JACINTO TOURS	
2	50	45	(42)LADWP ENGRS(1)NORTHERN STATES POWER CO. (1)AUSTRALIAN CONSULATE GEN.(1)SUN NEWSPAPER	
3	53	8	SENIOR EXECUTIVES FROM POWER COMPANIES AND IBM	RE UMBAUGH, SCE VP
4	48	2	DIRECTOR OF MINNESOTA CO-OP POWER ASSOC.	
5	81	2	PROFESSOR, UNIV. OF HANNOVER, GERMANY	
6	69	7	REDLANDS, CA. CUB SCOUTS	
7	51			
8	55	5	(2)BROWN & ROOT ENGRG CO.(2)LADWP (1)REYNOLDS ALUMINUM CO.	
9	60	2	(1)DESERT DISPATCH NEWSPAPER PHOTOGRAPHER (1)POWER MAGAZINE REPORTER	
10	61	14	(12)SERRANO HIGH SCHOOL (2)ANN MORGAN-DIR. OF PUBLIC AFFAIRS WASH. D.C.	
11	70	2	GENERAL ELECTRIC ENGINEER	
12	106			
13	149	2	PROFESSOR, UNIV. OF BRITISH COLUMBIA	
14	64	1	KEY LIGHT PRODUCTIONS	
15	69	5	(2)FERC COMMISSIONERS (3)ABC-TV SAN DIEGO	RH BRIDENBECKER, SCE VP
16	62	6	(3)ABC-TV SAN DIEGO (3)LEAD INDUSTRIES ASSOC; INC.	
17	59	9	(7)MITSUBISHI NEW ENERGY DEV. (1)CHROMOSOHM PRODUCTIONS (1)TAB PRODUCTS	
18	50	81	(44)COLLEGE OF THE SEQUOIAS(3)JPL ENGRS. (34)OUR LADY OF THE DESERT 7TH GRADE	
19	169			
20	254			
21	166			
22	58	3	(1)DALLAS TIMES HERALD REPORTER (2)DESERT DISPATCH NEWSPAPER REPORTER	
23	73	98	(2)ENVIRONMENTAL PROT. OFCR; SEC. OF NAVY (45)WOMEN'S CLUB(51)YOUNG PRESIDENTS-F. MC	NALER NANSOUR-SCE SUPVR CRACKIN R&D. AIR QUALITY
24	67	26	(2)PRESIDENT & VICE PRES; NEVADA POWER (24)BEVERLY HILLS HIGH SCHOOL ASTRONOMY CLASS	
25	60	9	(7)LADWP PRESS TRIP (2)JAPANESE FOREIGN MINISTRY - MR. UCHIDA	
26	80	72	(44)WOMEN IN THE PETROLEUM INDUSTRY (28)UC RIVERSIDE PHYSICS DEPT.	
27	86	14	BARSTOW COLLEGE BIOLOGY CLASS	
28	67	87	(24)BALL STATE UNIV; INDIANA (63)VICTORVILLE SHEPHERD 6TH GRADE	
29				
30				
31				
2309	595		TOTAL THIS MONTH: 2904	- AVERAGE DAILY ATTENDANCE: 103.7
			TOTAL TO DATE: 72,384	- AVERAGE MONTHLY ATTENDANCE: 2,335.0

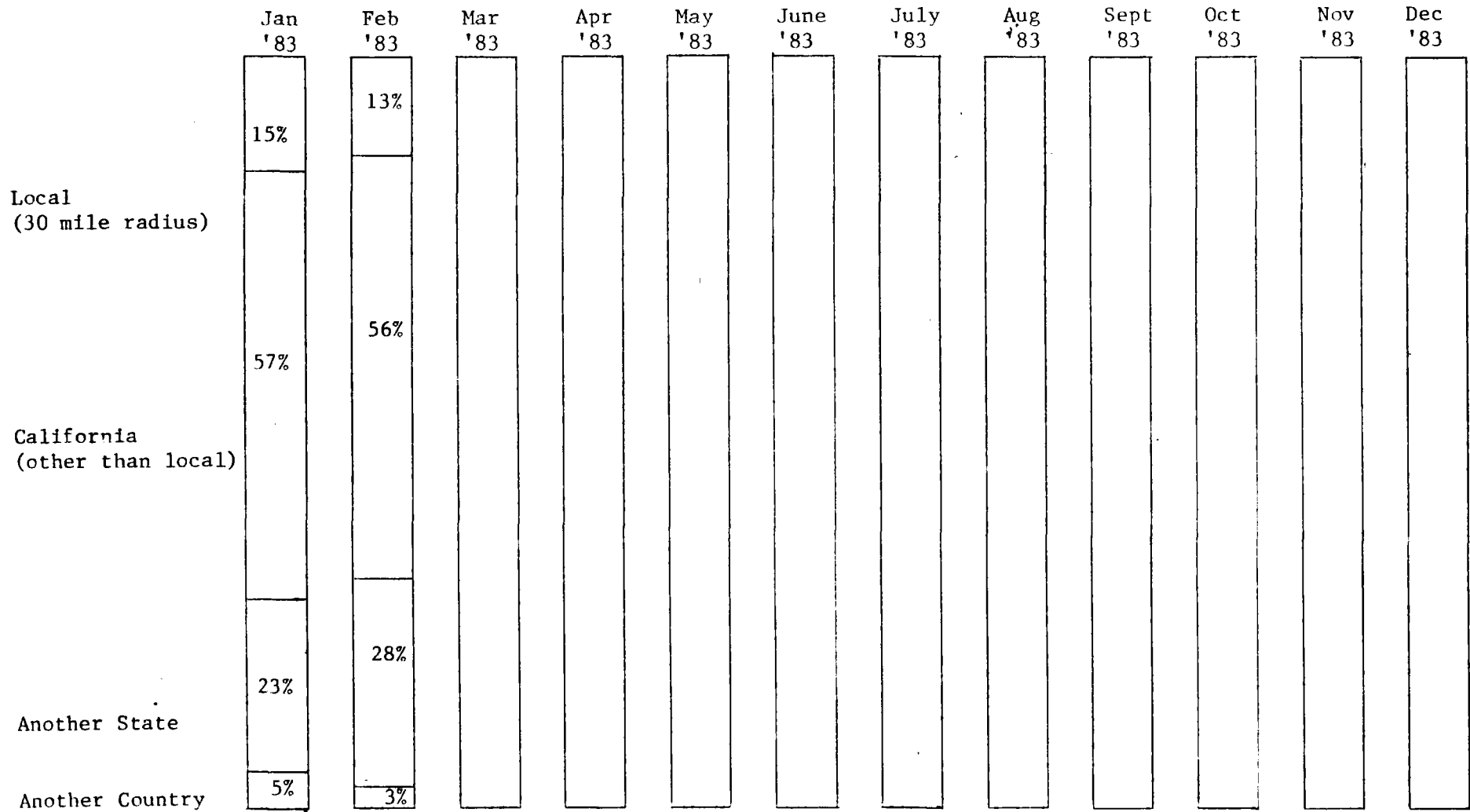
ATTENDANCE BY HOURS OF THE DAY

[illegible]

ATTENDANCE BY DAYS OF THE WEEK

[illegible]

ATTENDANCE BY HOME TOWN



SOLAR ONE VISITOR CENTER MONTHLY EXPENDITURES

Fiscal Year: October 1982 to September 1983

<u>Date</u>	<u>Labor</u>	<u>Operation</u>	<u>Maintenance</u>	<u>Total Monthly Expenditure</u>	<u>Over/Under Mo. Budget (\$11,500.00)</u>	<u>Annual Budget Remaining (\$138,600.00)</u>	<u>Comments</u>
October 1982	\$6,855.08	\$2,378.59	\$ ---	\$ 9,233.67	(25%)	\$129,366.33	(1) (2)
November 1982	5,267.52	1,551.65	---	6,819.17	(69%)	122,547.16	(1)
December 1982	4,411.42	2,865.93	---	7,277.35	(59%)	115,269.81	(1)
January 1983	6,132.57	2,232.87	---	8,365.44	(27%)	106,904.37	(3)
February 1983							
March 1983							
April 1983							
May 1983							
June 1983							
July 1983							
August 1983							
September 1983							
TOTAL							

Comments:

- (1) Costs incurred during October, November and December 1982 are to be charged to R&D Function 0456-041.300 per letter dated 12-16-82 by J. N. Reeves.
- (2) Expenditures starting with October 1982 will be lower than anticipated due to the fact Labor Loading and A&G cost are not included since DOE is not being billed.
- (3) Costs incurred starting with January 1983 are to be charged to Customer Service Function 7503-5348.

DOE FILE COPY

SOLAR ONE VISITORS CENTER
March 1983

ATTENDANCE

The attendance for the month of March was 4,901 with a grand total of 77,285 from inception; up 52% over March of 1982 and 155% over 1981. During the month we had 2,927 walk-ins and 1,974 in 94 different tour groups.

The month of March was designated as ENERGY MONTH for the Cub, Boy and Girl Scouts. During the month 22 different groups (or a total of 527 scouts) visited the Center and on March 26th, they provided a bus and five bus tours were provided for the San Geronio Division. The Foundation of the Junior Blind also provided three bus loads of blind and deaf children for a tour of the Center and a bus tour of the site.

SPECIAL EVENTS/OUTSIDE PRESENTATIONS

The Coal Gas Program has decided to participate in the operation of the Solar One Visitor Center and on March 23rd, Mr. H.R. Horner, Chairman of the Board of Control, and his associates, visited the Center for a closer look. Harvey Mudd Colleges, Galileo Society, made two trips with 50 members each for a tour of the Center and a walk-around of the site. Mr. Mikos Fabersunne, of the State of California Energy Assessments Program along with his aide, visited the site on March 16th. On March 29th, Messrs. R.L. Boynton, Eastern Division Vice President and Mr. R.B. Beck, Southern Division Vice President, flew in via helicopter for a quick tour of the Center, the site and the Coal Gas Project.

Six Edison sponsored tours occurred during the month. Solarex Corporation (S. Carlisle, R&D); Education Advisory Council (T. Lunds, Educational Services); Fullerton Civic People (N. DeVilbiss, Fullerton City/Area Manager); El Toro Civic People (Lucy Carter, Consumer Affairs); Bureau of Land Management (D. Kuhns, Barstow District Manager); and on March 30th State Senators Rosenthal of Los Angeles and Alquist of San Jose was escorted by Mr. John Bury, SCE Vice President, Law Department.

Mechanical Engineering Students from Cal Tec, Pasadena, the Powers Engineers Club from LADWP, foreign students from the U.S. International University and the American Society of Agricultural Engineers were all given walk-around tours of Solar One. Professors from the University of Queensland, Australia, and the University of Gooteberg, Sweden, were also given tours during the month of March. Engineers from the following companies received tours: JPL; Mitsubishi; Brown & Caldwell Energy Engineering Company; Beckman; PG&E; Bechtel; Sunset Energy Education Center; International Mideast; McDonnell Douglas; and Stearns Rogers.

PRESS/RADIO/TELEVISION

The following members of the press were given photographic tours of the site: EPRI photographer; Dallas Times Herald; London film crew; Antelope Valley Press; German photographer for Life Magazine; French newspaper reporter; and KFMB Channel 8 in San Diego filmed a 7 minute segment on March 10th to be aired at 8:00 PM on March 25th.

Even though the weather was bad (wind and clouds), the visitor count during the month was the best we have had since the opening of the Center in July of 1980. The special groups, sponsored tours and walk-ins all were above average.

Another special event happened on March 26th, I got married. My new name will now be Pat Tong-Snyder. While I was gone on vacation, my employees handled the center in a very professional manner.

ATTENDANCE RECORD

SOLAR ONE VISITOR CENTER

MONTH: MARCH - 1983

DATE	TOUR GROUPS			GROUP NAME	SCE REPRESENTATIVE
	WALK-INS	VIC & SITE	VIC ONLY		
1	26	2		Department of Energy, Washington D.C.	
2	45				
3	52	1		EPRI Photographer	
4	41	13	28	(28)Barstow Christian School(2)JPL Engrs. (8)Swedish future Engrs.(3)Solarex Co.	Spencer Carlisle-R&D
5	80	75	22	(47)Korean Senior Citizens (22)Ridgecrest Cub Scouts(28)Barstow Cub Scouts	
6	109	2	25	(25)UCLA Students field trip (2)Art Center College of Design	
7	59	4		SCE Consumer Affairs	Ron Britten
8	64	117		(91)Senior Citizens(25)Bechtel Engrg. Students (1)Dallas Times Herald Photographer	
9	63	50		Harvey Mudd College	
10	57	35		(3)KFMB Channel 8, San Diego (32)Education Advisory Council	
11	64	73		(42)Santa Barbara Rec Dept.(3)KFMB Ch. 8-San Diego (24)Cal Tech Mech. Engrg. Students(2)P.G.&E.(2)Beckman	
12	109	99	123	(42)LADWP Engrs Club(15)LA Natural History Museum (55)AFS Students(108)6 Cub Scout Groups(2)Sunset Energy Educ. Cntr.	
13	85		40	Senior Citizens	
14	62				
15	99	52	18	(46)Amer. Assoc. Retired Persons(18)Orange Christian School (2)Antelope Valley Press(2)Mitsubishi(2)Freelance Photographer	
16	74	52	40	(2)State of CA. Assesment Dept.(48)Harvey Mudd College (2)Freelance Photographer(20)Redlands Cub Scouts(20)Sen. Citizens	
17	59	17		(12)Fullerton District Civic People (5)Brown & Caldwell Environmental/Energy Engrs.	Diane Gonya
18	80	27	103	(20)U.S. Intl. Univ.(2)Intl. Energy Agency-Spain (24)Orange Christian Sch.(33)Hinkley Elem. School(3)JPL Engrs.	
19	112		42	(2)French Newspaper(46)Holiday Lines (24)Upland Cub Scouts(10)Redlands Cub Scouts	
20	137	21	44	(8)San Gabriel Girl Scouts (32)L.A. Cub Scouts(12)L.A. Cub Scouts	
21	63	25		(21)7th Day Adventists Church (10)Bureau of Land Mgmt. Mgr.(1)Falconer Glass	
22	60	1	8	(14)Needles Physics-Chemistry Students (1)President of Solartronics	
23	66	32		(8)Hesperia Cub Scouts (6)London Film Crew(5)Clean Fuel Inst.(1)German Solar Scientist	
24	116	47	45	(10)Int'l Mideast Engrs & McDe(5)UCLA(5)Coal Gas Mgrs.-Joe Reeves (36)Agricultural Engrs.(9)El Toro Dist. VIP's Lucy Carter	
25	89	59	17	(2)DOE Controllers Office, Washington(45)Senior Citizens (2)Prof. Univ; Queensland, Australia(2)SCE	
26	185	354	14	(55)Yucca Loma Elementary(17)Good Sam Sen. Citizens (143)Foundation for the Jr. Blind	
27	272	3	31	(211)5 Girl Scout Groups(14)W. Covina Cub Scouts (1)UCLA Engrg. student(3)SCE Transmission Substation	
28	168	60		(30)Fresno Boy Scouts (13)Los Angeles Natural History Museum	
29	133	5		(47)Naturalist Club of Leisure World (2)RL Boynton-East. Div. VP & RB Beck-Sout. Div. VP	
30	148	52	40	(2)Jr. Olympics Nat'l & State Officials(1)Prof. Agric. & Research (4)Calif. State Senators Alquist & Rosenthal-John Bury & JoeReeve	
31	150	56		(1)Naval Civil Engr.(47)Las Vegas 6th grade(40)Senior Citizens (4)Prof. Univ. Gootteborg, Sweden(1)Engr-Switzerland(2)Ret. Engr.	
				(2)Florida Solar Energy Cntr(15)Physics Students(32)Sen. Citizens	
	2927	1334	640	TOTAL THIS MONTH: 4,901	-AVERAGE DAILY ATTENDANCE: 158.10
				TOTAL TO DATE: 77,285	-AVERAGE MONTHLY ATTENDANCE: 2415.2

ATTENDANCE BY DAYS OF THE WEEK

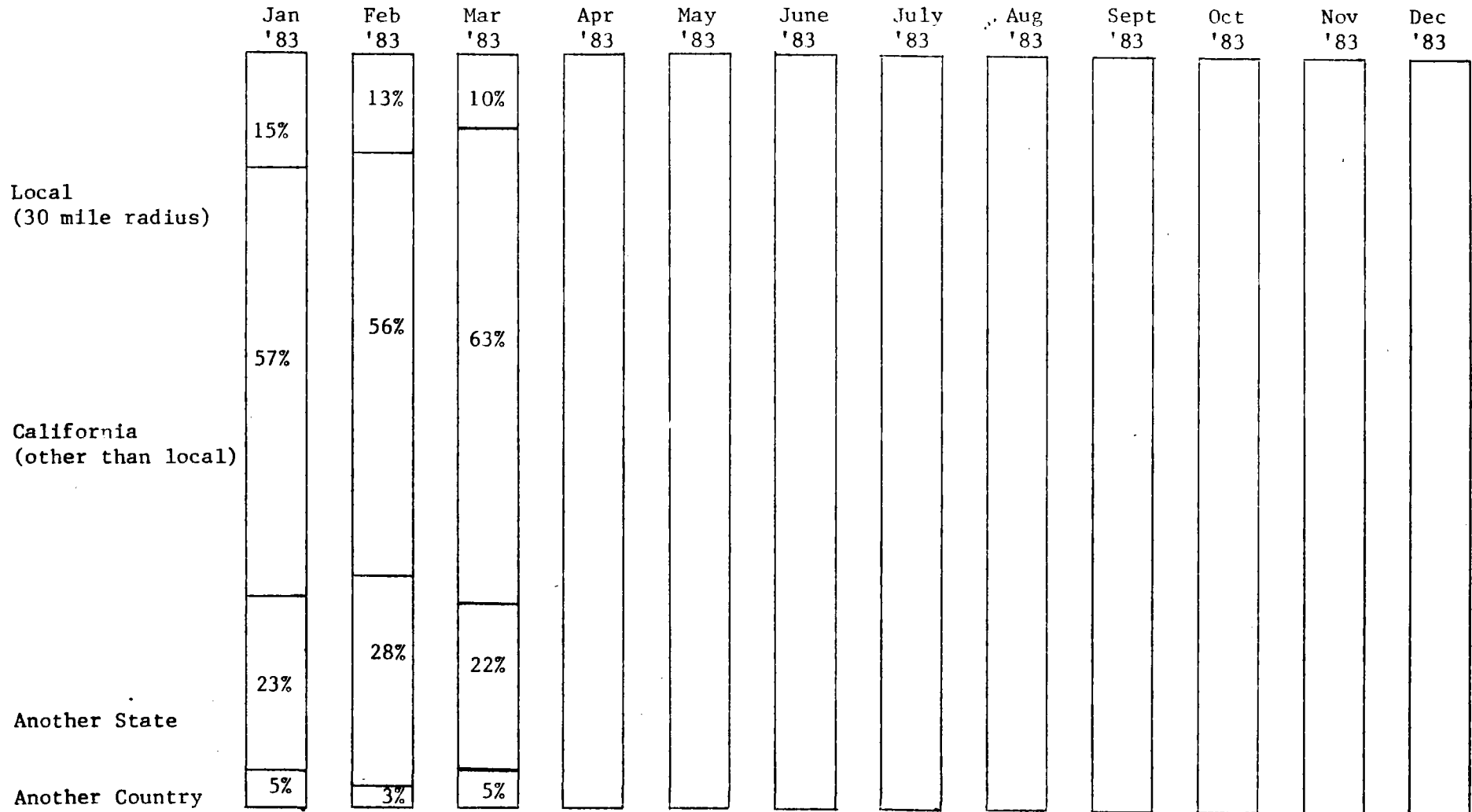
[illegible]

ATTENDANCE BY HOURS OF THE DAY

[illegible]

SOLAR ONE VISITOR CENTER

ATTENDANCE BY HOME TOWN



SOLAR ONE VISITOR CENTER MONTHLY EXPENDITURES

Function Year: 1983

Customer Service Function: 7503-5348

<u>Date</u>	<u>Labor</u>	<u>Operation</u>	<u>Maintenance</u>	<u>Total Monthly Expenditure</u>	<u>Over/Under Mo. Budget (\$10,250.00)</u>	<u>Annual Budget Remaining (\$123,000.00)</u>	<u>Comments</u>
January	\$6,132.57	\$2,232.87	\$ ---	\$8,365.44	(18%)	\$114,634.56	(1)
February	5,884.06	2,445.74	---	8,329.80	(18%)	106,304.76	
March							
April							
May							
June							
July							
August							
September							
October							
November							
December							
TOTAL							

Comments:

- (1) The new annual budget amount of \$123,000 (reduced from \$153,000) was approved by the Customer Service Dept. in March 1983.

DOE FILE COPY

DOE/SF/10501--34-VC
(STMPO-734)

SOLAR ONE VISITOR CENTER
April 1983

ATTENDANCE

The attendance for the month of April was 4,314 with a grand total of 81,599 from inception; down 7% over April of 1982 and up 98% over April of 1981. During the month we had 2,804 walk-ins and 1,510 in 65 different tour groups. Of the total 4,314 visitors, 636 were either in school or youth groups.

SPECIAL EVENTS/OUTSIDE PRESENTATIONS

One Solar One slide presentation was given this month to the Crossroads School for Arts and Sciences Expo '83 in Santa Monica.

Twelve Edison sponsored tours occurred during the month: CEC (J. Kahle, E&C Dept.); Garden Grove Resources Commission (J. Sumrow, Orange City/Area Mgr.); UCLA Environmental Engrg. students (E. Faeder, R&D); Swedish Utilities (A. Dozier, Regulatory Affairs); BDM Corp. (S. Carlisle, R&D); SONGS Startup Engineers (K. Johnson, SONGS); American Society of Heating and A/C Engineers (S. McAdams, Conservation); UC Santa Barbara Engrg. students (C. Carossino, Nuclear Engrg.); Lancaster In-Service Teacher Training (D. Gonya, Consumer Relations); T. Micheletti, SCE VP Washington, D.C. (D. Ferguson, Eastern Div. Customer Service); USC Engrg. students (G. Rodriguez, R&D); and Thousand Oaks District Service Manager and members of the press (B. Brown, Barstow City/Area Manager).

Engineers/students from the following colleges and companies were given on-site tours: Calif. State Fullerton; West Hills College; Barstow College; USC; Cal Poly Pomona; College of the Sequoias; Dept. of Turbo-Machinery Engrg. students, Sweden; Bechtel; Engineers, Sudan; UCLA; Martin Marietta; Luz; LADWP; BDM Corp.; UC Santa Barbara; Santa Barbara City College; University of Nevada; Beckman Instruments; Ralph M. Parsons Co.; Themis Solar Plant Engineers, France; Anchor Darling Valve Co.; and IEEE, Las Vegas Chapter.

PRESS/RADIO/TELEVISION

The following members of the press were given tours: Claremont Courier; German TV; Titus Films, Austria; British Columbia Planetarium and Observatory Producer and Photographer; and a newspaper from Thousand Oaks, Calif. The March 1983 issue of Technology Illustrated carried a four-page pictorial on Solar One.

This month's attendance will not match last month's record; but overall was a busy month. Eight groups of senior citizens in buses or motor home caravans for a total of 333 visitors, were unexpected guests. As the word gets around to bus companies and senior citizen groups, we will most likely be receiving more of these type of "drop-ins".

ATTENDANCE RECORD

SOLAR ONE VISITOR CENTER

TOUR GROUPS

MONTH: APRIL - 1983

DATE	WALK-INS	VIC & SITE	VIC ONLY	GROUP NAME	SCE REPRESENTATIVE
1	191	40	30	(36)Cal State Univ; Fullerton(21)West Hills College (4)SCE Mgr. Engrg. & Construction(9)Sierra Club	
2	190				
3				EASTER SUNDAY	
4	73		43	Inglewood Senior Citizens	
5	85	2		Claremont Courier	
6	92	40		Barstow College Geography Students	
7	97	142		(60)USC Architecture & Engrg. Students (62)Orange Christian School(20)Senior Citizens	
8	101	111		(3)C.E.C.(3)Bechtel & Sudan Engrs.(20)UCLA(1)DOE(3)SCE Energy C.Cntr (65)Victorville Elem.(16)Garden Grove Energy Res. Art Moore	
9	200	62		(2)Martin Marietta Mgr. Mfg.(1)Luz Design Engr. (31)LADWP Engrs. Club(28)L.A. Maintainability Assoc.	
0	116				
	64				
2	79	40		(4)German TV, Frankfort(3)BDM Corp. (33)Swedish Government Officials	Spencer Carlisle
3	82	64		(47)Amer. Soc. Heating, A/c, & Refrig. Engrs.(8)Nuclear Engrs. (9)Desert Hot Sprgs. City Council & Water Dist.	
4	60	64		(1)German Scientist (63)Orange Christian School	
15	90	1	18	(1)Titus Films-Austria (18)SCE Operator Trainees School	
6	90	142	17	(93)Korean Senior Cit.(37)In-Serv. Teacher Trng. (17)Hemet Airstream Club(12)UC Santa Barbara	Diane Gonya Carlos Carossino
7	162	38	10	(38)Beverly Hills Recreation Dept. (10)Calif. Charter Buses Senior Citizens	
8	70		30	Caravan Club	
9	67				
10	51	95		(9)Santa Barbara City College(44)Farm Advisory Group (42)Santa Barbara City College Geology Students	
11	60	52	93	(50)Valley Christian Academy 4th Grade(43)Carson Sen Cit. (46)L.A. Sen. Cit.(6)SCE Employees	
12	67	70	12	(12)Univ. of Nevada(18)USC Engrg. Students (48)Sen. Cit.(4)Mr. Micheletti, Reg. VP Wash. D.C.-Hutchins/Ferguson	George Rodriguez
13	118	45	33	(45)IEEE Chapter (33)Wrightwood Girl Scouts	
14	120	44		American Assoc. of Retired Persons	
25	82	13		(10)Dept. of Turbo-Machinery Engrg. Students from Sweden (3)P.G.&E. Project Assesment Group	
26	74	1		Cal Poly-Pomona Mechanical Engrg. Student	
27	72	46		(5)UCIA Arch./Engrg. Students(39)Kaiser Steel Old Timer's Club (2)British Columbia Planetarium & Observatory Producer/Photographer	
28	68	5		(4)Beckman Instruments & Ralph & Parsons Co. Engrs. (1)Anchor-Darling Valve Company	
29	61	34		(30)College of the Sequoias(1)Themis Solar Plant (3)One Thousand Oaks Serv. Mgr. & the Press	Engr. from France Bill Brown
30	122	73		(32)San Diego City Co. Schools Energy Education Committee (41)Ontario Cub Scouts & Familv	
31					
	2804	1224	286	TOTAL THIS MONTH: 4314	-AVERAGE DAILY ATTENDANCE: 148.8
				TOTAL TO DATE: 81,599	-AVERAGE MONTHLY ATTENDANCE: 2,472.7

SOLAR ONE VISITOR CENTER

ATTENDANCE BY MONTH

	<u>1980</u>	<u>1981</u>	<u>1982</u>	<u>1983</u>	<u>1984</u>	<u>1985</u>
JANUARY		1,483	1,902	2,899		
Cumulative		7,526	29,231	69,480		
% Increase			28%	52%		
FEBRUARY		1,757	2,894	2,904		
Cumulative		9,283	32,125	72,384		
% Increase			65%	1%		
MARCH		1,923	3,217	4,901		
Cumulative		11,206	35,342	77,285		
% Increase			67%	52%		
APRIL		2,176	4,641	4,314		
Cumulative		13,382	39,983	81,599		
% Increase			113%	(7%)		
MAY		2,109	4,097			
Cumulative		15,491	44,080			
% Increase			94%			
JUNE		1,421	4,047			
Cumulative		16,912	48,127			
% Increase			183%			
JULY	876	2,233	3,756			
Cumulative	876	19,145	51,883			
% Increase		155%	41%			
AUGUST	1,000	1,212	2,701			
Cumulative	1,876	20,357	54,584			
% Increase		12%	123%			
SEPTEMBER	810	1,149	2,429			
Cumulative	2,686	21,506	57,013			
% Increase		42%	53%			
OCTOBER	966	1,744	3,310			
Cumulative	3,652	23,250	60,323			
% Increase		80%	47%			
NOVEMBER	1,209	2,424	3,538			
Cumulative	4,861	25,674	63,861			
% Increase		100%	46%			
DECEMBER	1,182	1,655	2,715			
Cumulative	6,043	27,329	66,576			
% Increase		40%	64%			
YEAR TOTAL	6,043	21,286	39,247			
YEAR/MONTHLY/AVG.	1,007	1,774	3,271			
CUMULATIVE TOTAL	6,043	27,329	66,576			
CUM/MONTHLY/AVG.	1,007	1,518	2,219			

SOLAR ONE VISITOR CENTER

ATTENDANCE BY DAYS OF THE WEEK

	Jan '83	Feb '83	Mar '83	Apr '83	May '83	June '83	July '83	Aug '83	Sept '83	Oct '83	Nov '83	Dec '83
Sundays	20%	20%	16%	11%								
				9%								
Mondays	11%	15%	9%	8%								
			12%	13%								
Tuesdays	11%	13%	14%	15%								
	13%	14%	13%									
Wednesdays				19%								
Thursdays	18%	10%	12%									
			24%									
Fridays	11%	11%										
Saturdays	16%	17%		25%								

SOLAR ONE VISITOR CENTER MONTHLY EXPENDITURES

Function Year: 1983

Customer Service Function: 7503-5348

<u>Date</u>	<u>Labor</u>	<u>Operation</u>	<u>Maintenance</u>	<u>Total Monthly Expenditure</u>	<u>Over/Under Mo. Budget (\$10,250.00)</u>	<u>Annual Budget Remaining (\$123,000.00)</u>	<u>Comments</u>
January	\$6,132.57	\$2,232.87	\$ ---	\$8,365.44	(18%)	\$114,634.56	(1)
February	5,884.06	2,445.74	---	8,329.80	(18%)	106,304.76	
March	7,441.04	1,771.34	---	9,212.38	(10%)	97,092.38	
April							
May							
June							
July							
August							
September							
October							
November							
December							
TOTAL							

Comments:

- (1) The new annual budget amount of \$123,000 (reduced from \$153,000) was approved by the Customer Service Dept. in March 1983.

DOE FILE COPY

SOLAR ONE VISITOR CENTER
May 1983

ATTENDANCE

The attendance for the month of May was 3,995 with a grand total of 85,594 from inception; down 3% over May of 1982 and up 89% over May of 1981. During the month we had 2,783 walk-ins and 1,212 in 55 different tour groups. Of the 3,995 visitors, 662 were students and 234 were senior citizens and Memorial Day Weekend (4 days) brought out 687 visitors.

SPECIAL EVENTS/OUTSIDE PRESENTATIONS

To raise money for the American Field Service, a tour of Solar One was auctioned off. Through the help of McDonnell Douglas, Mr. and Mrs. Stover of Huntington Beach paid \$60.00 for a walk-around tour of the facility.

Ten Edison sponsored tours occurred during the month: League of California Cities (B. Waldren, Executive Ass't., Customer Service); Coastal State Energy Industry Association (J. Burns, Consumer Affairs); Los Angeles City/County Energy Education Council (D. Gonya, Consumer Affairs); Barstow School District Energy Commissioners (B. Brown, Barstow City/Area Manager); CPUC Commissioner and Staff (E. Myers, SCE VP); College of the Desert (K. Martin, Palm Desert City/Area Manager); CEC and LA Times Reporter (K. Holte, R&D); and State Forestry and Fish and Game (J. Head, SCE VP).

Engineers/students from the following colleges and companies were given on-site tours: Electrical engineer from Portugal; Australian National University engineer; Chaffey College; Loma Linda University; College of the Desert; UC Santa Barbara; San Diego State; Cal Poly, Pomona; University of Florida; Cal State Fresno; Swedish Power Association; Toshiba Co., Japan; and McDonnell Douglas.

Belgium's Consulate General; LADWP supervisory staff and retired employees; DOE Deputy Secretary, Washington, DC; the President of Cal Poly, Pomona and 9 Chinese exchange students were all given site tours.

PRESS/RADIO/TELEVISION

The following members of the press were given tours: EPRI press tour; German Von Ludwig Film Co.; Swedish journalist/photographer; and LA Times reporter. The October 1983 issue of NUANCE, Northrup University Magazine, carried a two-page pictorial on Solar One.

Mrs. Kindred Hawes (a part time employee) recently was accepted by Edison for their Operators Training School at Coolwater; therefore, on May 31st, Miss Jane Zeman began work to replace Kindred.

SOLAR ONE VISITOR CENTER

MONTH: MAY -1983

<u>DATE</u>	<u>WALK-INS</u>	<u>VIC & SICK</u>	<u>VIC ONLY</u>	<u>GROUP NAME</u>	<u>SCE REPRESENTATIVE</u>
1	112	4		<u>SCE Employees</u>	
2	66	13	42	(13)EPRI Press Tour (42)Gadabout Tours Senior Citizens (2)German Von Ludwig Film Company	
3	64	30		(28)Senior Citizens (1)D.O.E.(3)League of California Cities	Bill Waldren
4	59	11		(7)Coastal State Energy People (2)Swedish Journalist/Photographer(40)Sen. Cit.	Charlie McCarthy
5	70	50		(8)Calif. Solar Energy Industry Association (2)Swedish Power Assoc.(3)Belgium Consulate Gen.	Jim Burns
6	57	70		(8)Chaffey College(15)Kingman Jr. High(4)Toshiba Co. Japan (38)L.A. City/County Energy Education Council	Diane Gonya
7	130	25		<u>In-Service Teacher Training</u>	Art Moore
8	156				
9	66	22	45	(21)Barstow School Dist. Energy Commissioners (45)Hinkley 2nd-4th Grade(1)Cal State Fresno Loma Linda University Environmental and Public Health Students	Bill Brown
10	67	8		(8)CPUC Commission	Ed Myers
11	72	8	45	(45)Adelanto 4th and 5th Grade	
12	68	23		<u>Big Bear Lake Senior Citizens</u>	
13	59	77	50	(33)College of the Desert(40)LADWP Supervisory Staff (50)Ft. Irwin 1st Grade(4)C.E.C. & LA Times Reporter	Kermit Martin Kirby Holte
14	95	145	24	(140)UC Santa Barbara(5)San Diego State Students (24)Camera Club	
15	195	10	40	(10)Pres. of Cal Poly & Chinese Exchange Students (40)Palm Springs Senior Citizens	
16	62	43		<u>SCE Retired Senior Citizens</u>	
17	66	44		<u>Orderville, Utah High School</u>	
18	77	33		(30)University of Florida (3)McDonnell Douglas	
19	54	1	31	(1)Dr. Antonio Fernandes-Elec. Engr. from Portugal (31)San Marcos, Ca. Ironwood Christian Academy	
20	52	20	21	(20)EPRI Japanese Counterpart (21)Antelope Valley Adult Education Class	
21	103				
22	118				
23	85				
24	54	30	15	(1)Australia National University (29)IADWP Sen. Cit.(15)German Touring Group	
25	80				
26	68	2	65	(2)Bob San Martin-Deputy Sec. DOE Wash. D.C. (35)Skyline North 6th Grade(30)Amer. Christian Academy	
27	89	13	91	(12)Salt Lake Astronomical Soc.(1)Painter Plumbing (48)Rancho Mirage 4th Grade(43)Apple Valley Elementary	
28	110	36		(7)Energy Mgmt. Officer from the Enbarcedar Center (29)Antelope Valley Citizens	
29	183				
30	165				
31	76	25		<u>State Forestry, Fish and Game</u>	J.T. Head
	2783	743	469	TOTAL THIS MONTH: 3,995	-AVERAGE DAILY ATTENDANCE: 128.8
				TOTAL TO DATE: 85,594	-AVERAGE MONTHLY ATTENDANCE: 2,517.4

SOLAR ONE VISITOR CENTER

ATTENDANCE BY MONTH

	<u>1980</u>	<u>1981</u>	<u>1982</u>	<u>1983</u>	<u>1984</u>	<u>1985</u>
JANUARY		1,483	1,902	2,899		
Cumulative		7,526	29,231	69,480		
% Increase			28%	52%		
FEBRUARY		1,757	2,894	2,904		
Cumulative		9,283	32,125	72,384		
% Increase			65%	1%		
MARCH		1,923	3,217	4,901		
Cumulative		11,206	35,342	77,285		
% Increase			67%	52%		
APRIL		2,176	4,641	4,314		
Cumulative		13,382	39,983	81,599		
% Increase			113%	(7%)		
MAY		2,109	4,097	3,995		
Cumulative		15,491	44,080	85,594		
% Increase			94%	(3%)		
JUNE		1,421	4,047			
Cumulative		16,912	48,127			
% Increase			183%			
JULY	876	2,233	3,756			
Cumulative	876	19,145	51,883			
% Increase		155%	41%			
AUGUST	1,000	1,212	2,701			
Cumulative	1,876	20,357	54,584			
% Increase		12%	123%			
SEPTEMBER	810	1,149	2,429			
Cumulative	2,686	21,506	57,013			
% Increase		42%	53%			
OCTOBER	966	1,744	3,310			
Cumulative	3,652	23,250	60,323			
% Increase		80%	47%			
NOVEMBER	1,209	2,424	3,538			
Cumulative	4,861	25,674	63,861			
% Increase		100%	46%			
DECEMBER	1,182	1,655	2,715			
Cumulative	6,043	27,329	66,576			
% Increase		40%	64%			
YEAR TOTAL	6,043	21,286	39,247			
YEAR/MONTHLY/AVG.	1,007	1,774	3,271			
CUMULATIVE TOTAL	6,043	27,329	66,576			
CUM/MONTHLY/AVG.	1,007	1,518	2,219			

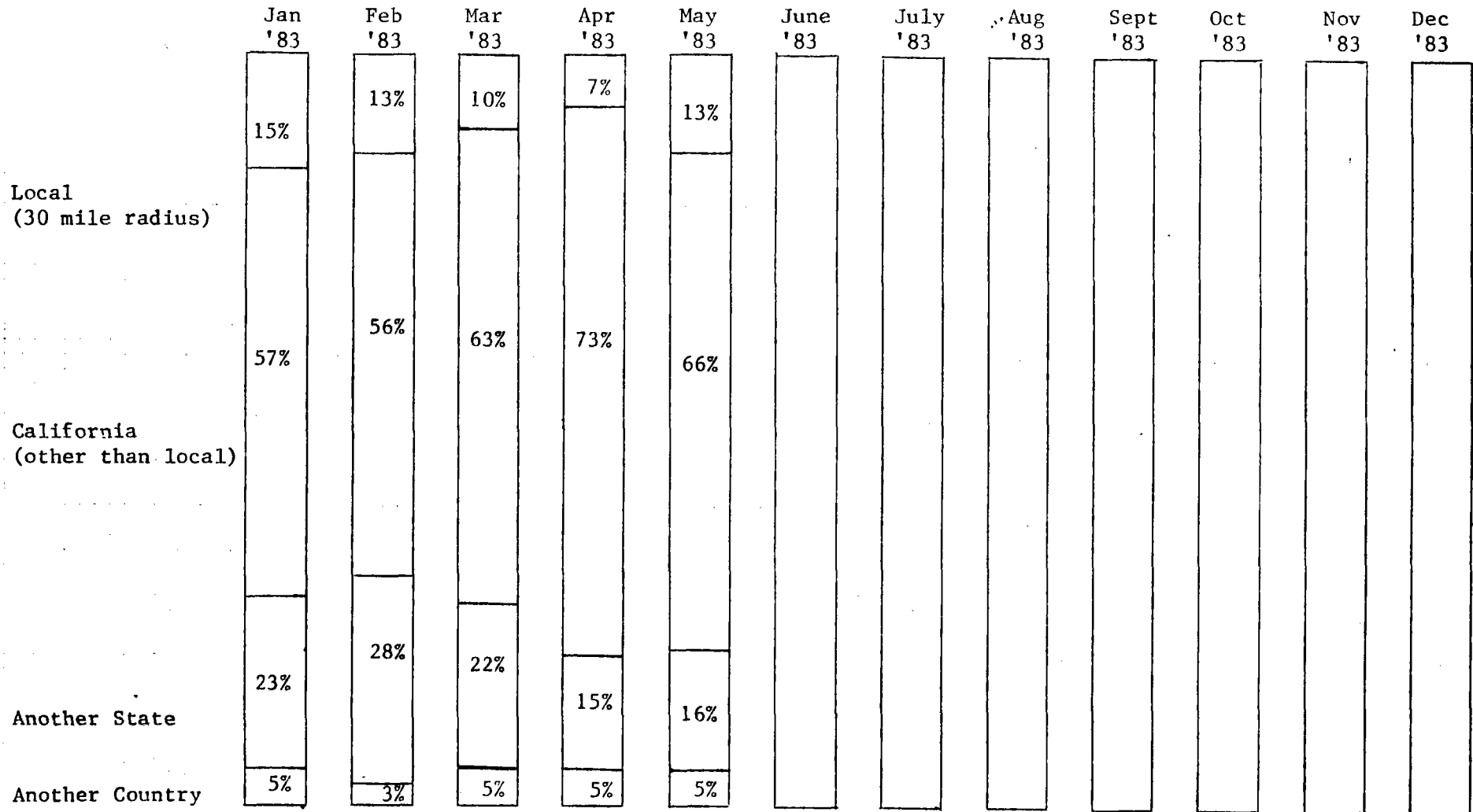
SOLAR ONE VISITOR CENTER

ATTENDANCE BY DAYS OF THE WEEK

	Jan '83	Feb '83	Mar '83	Apr '83	May '83	June '83	July '83	Aug '83	Sept '83	Oct '83	Nov '83	Dec '83
Sundays	20%	20%	16%	11%	20%							
				9%								
Mondays	11%	15%	9%	8%	15%							
			12%	13%								
Tuesdays	11%	13%	14%		12%							
	13%			15%								
Wednesdays		14%	13%		10%							
	18%											
Thursdays		10%	12%	19%	11%							
Fridays	11%	11%			15%							
			24%									
Saturdays	16%	17%		25%	17%							

SOLAR ONE VISITOR CENTER

ATTENDANCE BY HOME TOWN



SOLAR ONE VISITOR CENTER

ATTENDANCE BY HOURS OF THE DAY

	Jan '83	Feb '83	Mar '83	Apr '83	May '83	June '83	July '83	Aug '83	Sept '83	Oct '83	Nov '83	Dec '83
9/a to 10/a	6%	6%		10%	9%							
			14%									
10/a to 11/a	20%	17%			12%							
			15%	19%								
11/a to 12/Noon	14%	15%			17%							
			17%	13%								
12/Noon to 1/p	13%	12%		12%	12%							
			12%									
1/p to 2/p	16%	18%		16%	15%							
			17%									
2/p to 3/p				14%	14%							
	16%	16%	12%									
3/p to 4/p				10%	14%							
	9%	9%	9%									
4/p to 5/p	6%	7%	4%	6%	7%							

SOLAR ONE VISITOR CENTER MONTHLY EXPENDITURES

Function Year: 1983

Customer Service Function: 7503-5348

<u>Date</u>	<u>Labor</u>	<u>Operation</u>	<u>Maintenance</u>	<u>Total Monthly Expenditure</u>	<u>Over/Under Mo. Budget (\$10,250.00)</u>	<u>Annual Budget Remaining (\$123,000.00)</u>	<u>Comments</u>
January	\$6,132.57	\$2,232.87	\$ ---	\$8,365.44	(18%)	\$114,634.56	(1)
February	5,884.06	2,445.74	---	8,329.80	(18%)	106,304.76	
March	7,441.04	1,771.34	---	9,212.38	(10%)	97,092.38	
April	5,815.36	1,486.05	673.00	7,974.41	(22%)	89,117.97	
May							
June							
July							
August							
September							
October							
November							
December							
TOTAL							

Comments:

- (1) The new annual budget amount of \$123,000 (reduced from \$153,000) was approved by the Customer Service Dept. in March 1983.

DOE FILE COPY

DOE/SF/10501--36-VC
(STMP0-736)

SOLAR ONE VISITOR CENTER
June 1983

ATTENDANCE

The attendance for the month of June was 3,416 with a grand total of 89,010 from inception; down 16% over June of 1982 and up 140% over June of 1981. During the month we had 2,711 walk-ins and 705 in 55 different tour groups.

SPECIAL EVENTS/OUTSIDE PRESENTATIONS

One Solar One slide presentation was given this month to the Barstow Optimist Club.

Thirteen Edison sponsored tours occurred during the month: Insurance Brokers from France (J. Button, Insurance Div.); Norway Consulate General (B. Sheffler, R&D); Speakers Task Force (D. VanNess, Corp. Commun.); Mechanical Engineer from Greece (Lucy Carter, Consumer Affairs); Central Div. Civic People (R. Welchel, SCE VP); Special School Districts (B. Brown, Barstow City/Area Mgr.); EPRI and Honeywell Corp. (P. Skvarna, R&D); SCE Engrg. Consultant (P. Skvarna, R&D); In-Service Teacher Training (J. Burns, Consumer Affairs); Martin Marietta (K. Ross, R&D); CPUC (Ron Daniels, Rev. Requirements); Gov't. Assoc. Executive Directors (B. Waldren, Cust. Service); and Orange County Gov't Officials (R. Beck, SCE VP).

Engineers/students from the following colleges and companies were given on-site tours: L.A. Harver Occupational Center; Santa Ana College; USC; Sonoma State University; Long Beach State; Santa Barbara City College; Jordan College; German Solar Scientist; Ecodyne Co.; Cambrian Engineer from Canada; Martin Marietta; Naval Engrg. Assoc.; Hughes Aircraft; Engineers from the Dominican Republic; EPRI; Honeywell Corp.; Thermal Dynamist Engineer from New Zealand; Arinc Research Co.; LADWP Engineers; Tokyo Electric Power Co.; and Battelle N.W. Labs.

The Vice President of Sandia Labs hosted a tour for the President of Bell Labs (their parent company). One of the few Army Four Star Generals was visiting Fort Irwin, so his wife plus three other wives of officers were given a tour of the Project.

PRESS/RADIO/TELEVISION

The following members of the press were given tours: Japanese Economic Journal and Nekkei Film Production Co.; Technical Illustrator; and a Switzerland Journalist.

A new generation record was set at 12:30 PM on Tuesday, June 21, 1983: 13.1 MW gross and 12.1 MW net. The turbine generator is rated at 12.8 MW, but there is a design factor that allows the generators maximum output to be extended. During this test, both admission steam (from thermal storage) and boiler (main) steam were used at the same time. Because of this new peak, a press release with a new picture of the Project, was released to the press.

Our two part time employees, Cyndi Siembab and Jane Zeman, are working full time during the summer to help during the peak tour days. The summer student we have hired for the past three summers will not be hired this summer. On Saturday, July 16, 1983, the Visitor Center will be holding its Third Annual Open House and preparations are now underway for this event.

ATTENDANCE RECORD

SOLAR ONE VISITOR CENTER

TOUR GROUPS

MONTH: JUNE - 1983

DATE	WALK- INS	VIC & SITE	VIC ONLY	GROUP NAME	SCE REPRESENTATIVE
1	77	1		Ecodyne Company	
2	78	7	60	(7)SCE Educational Svcs. Natl. Energy Science Fair (60)Hesperia Christian 4th-6th Grade	
3	77	10		(1)Cambrian Engr. from Canada (9)Los Angeles Harver Occupational Center	
4	120				
5	140				
6	78	50		(46)Insurance Brokers from France (4)Eva Paskie - Norway Consulate	John Button Bob Sheffler
7	68	2		Chief of Sub Contracts, Martin Marietta	
8	77	31		(27)Speakers Task Force Alternate Energy Tour (4)Japanese Economic Journal & Nekkei Film Production Co.	Debbie Van Ness
9	68	19	1	(2)Mech. Engr. Researcher from Greece (1)SCE R&D(17)Central Div. Civic People	Lucy Carter Ron Wheelchel
10	95	3		Los Angeles & New York Japan Trade Center	
11	93	85	41	(33)Naval Engrs.(25)Systems Del Sol(25)Special Districts (2)Hughes Aircraft Admiral(13)Australian Cit.(28)Japan Sr. Citizens	Bill Brown
12	118		40	Shepherd of the Desert Church	
13	70	15		(4)Engrs. from the Dominican Republic(4)EPRI & Honeywell-P. Skvarna (3)So. Hydro Div. Engr.(4)Fort Irwin Colonel	
14	71				
15	78	3		(2)Thermal Dynamist Engr. from New Zealand (1)Arinc Research Co. Engr. (3)SCE Consultant & R&D	Paul Skvarna
16	73	12		(5)SONGS Startup Engrs.(4)4 & 1 Star Gen. Wives-Ft. Irwin (3)Finish Broadcasting-Finland(4)IEEE	
17	90	9		(1)Technical Illustrator(1)Switzerland Journalist	
18	81	55		(48)Santa Ana College Environmental & Water Utility Science (4)L.A.D.W.P. Engrs.(2)SCE R&D(1)Tokyo Electric Power Co.	
19	112				
20	105	7		(2)USC Professor (5)SCE Transmission Sub-Station (4)German Solar Scientists	
21	100	52	36	(48)Pomona Valley Travelers(36)Ridgecrest Church of Nazarene	
22	93	2		SCE Procurement	
23	101				
24	100				
25	86	61		(34)In-Service Teacher Training (24)Sonoma State Univ. Science Teachers(3)Martin Marietta-Ken Ross	Jim Burns
26	144	38		Santa Barbara City College Geology Students	
27	75	15		(2)Dattelle N.W. Labs(5)CPUC & Rev. Requirements-Ron Daniels (8)Governmental Assoc. Executive Directors	Bill Waldren
28	82	3		Jordan College Professor	
29	92				
30	69	25	22	(20)Orange County Government Officials (2)Sandia/Bell Labs(3)Cambrian Engrg.(20)Full Gospel Church	R.B. Beck
31					
2711	505	200		TOTAL THIS MONTH: 3,416	-AVERAGE DAILY ATTENDANCE: 113.9
				TOTAL TO DATE: 89,010	-AVERAGE MONTHLY ATTENDANCE: 2,543

SOLAR ONE VISITOR CENTER

ATTENDANCE BY MONTH

	<u>1980</u>	<u>1981</u>	<u>1982</u>	<u>1983</u>	<u>1984</u>	<u>1985</u>
JANUARY		1,483	1,902	2,899		
Cumulative		7,526	29,231	69,480		
% Increase			28%	52%		
FEBRUARY		1,757	2,894	2,904		
Cumulative		9,283	32,125	72,384		
% Increase			65%	1%		
MARCH		1,923	3,217	4,901		
Cumulative		11,206	35,342	77,285		
% Increase			67%	52%		
APRIL		2,176	4,641	4,314		
Cumulative		13,382	39,983	81,599		
% Increase			113%	(7%)		
MAY		2,109	4,097	3,995		
Cumulative		15,491	44,080	85,594		
% Increase			94%	(3%)		
JUNE		1,421	4,047	3,416		
Cumulative		16,912	48,127	89,010		
% Increase			185%	(16%)		
JULY	876	2,233	3,756			
Cumulative	876	19,145	51,883			
% Increase		155%	68%			
AUGUST	1,000	1,212	2,701			
Cumulative	1,876	20,357	54,584			
% Increase		21%	123%			
SEPTEMBER	810	1,149	2,429			
Cumulative	2,686	21,506	57,013			
% Increase		42%	112%			
OCTOBER	966	1,744	3,310			
Cumulative	3,652	23,250	60,323			
% Increase		81%	90%			
NOVEMBER	1,209	2,424	3,538			
Cumulative	4,861	25,674	63,861			
% Increase		101%	46%			
DECEMBER	1,182	1,655	2,715			
Cumulative	6,043	27,329	66,576			
% Increase		40%	64%			
YEAR TOTAL	6,043	21,286	39,247			
YEAR/MONTHLY/AVG.	1,007	1,774	3,271			
CUMULATIVE TOTAL	6,043	27,329	66,576			
CUM/MONTHLY/AVG.	1,007	1,518	2,219			

92,604

thru 7/24

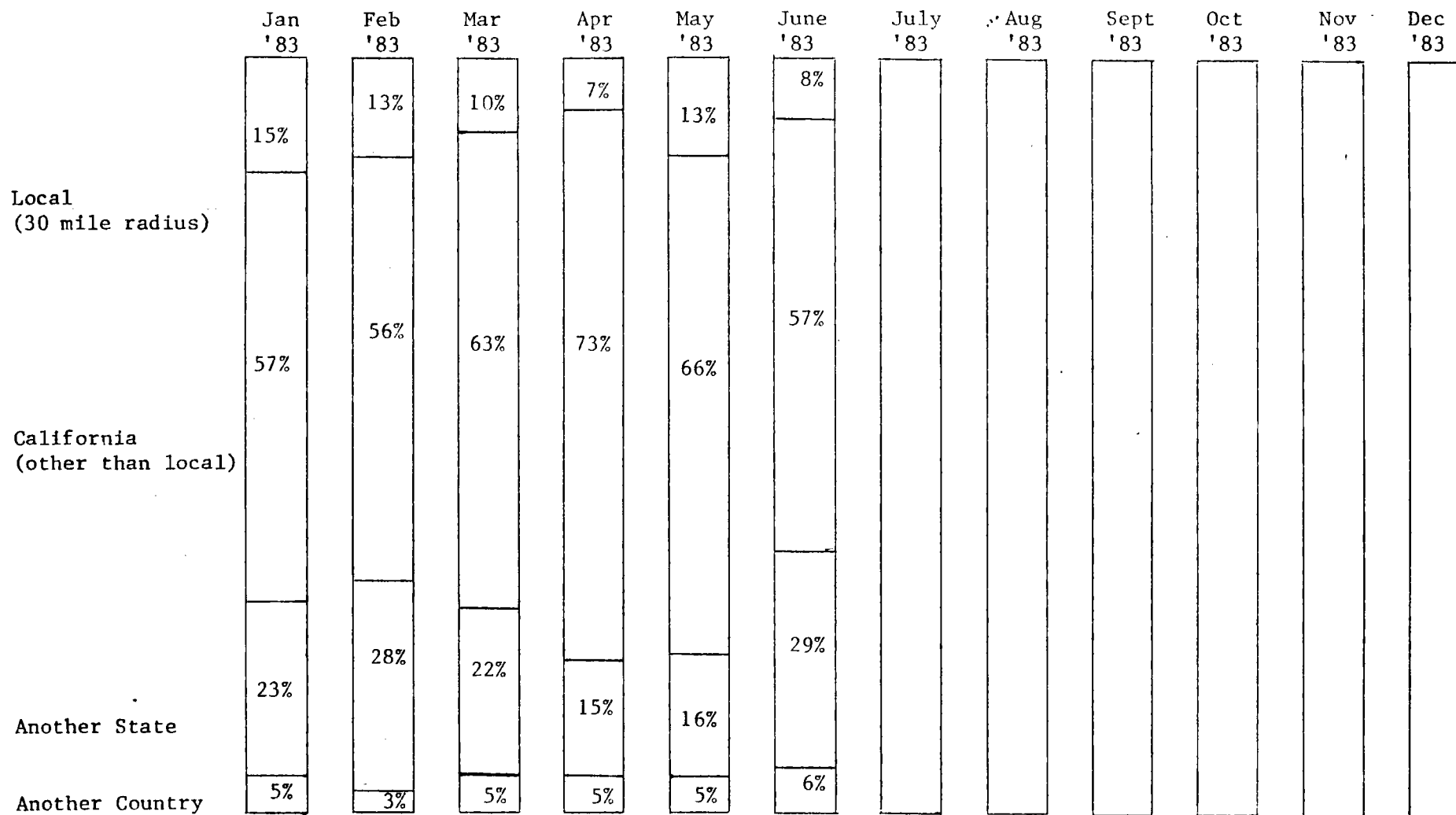
SOLAR ONE VISITOR CENTER

ATTENDANCE BY HOURS OF THE DAY

	Jan '83	Feb '83	Mar '83	Apr '83	May '83	June '83	July '83	Aug '83	Sept '83	Oct '83	Nov '83	Dec '83
9/a to 10/a	6%	6%		10%	9%	7%						
			14%									
10/a to 11/a	20%	17%			12%	12%						
			15%	19%								
11/a to 12/Noon		15%			17%	16%						
	14%		17%	13%		12%						
12/Noon to 1/p		12%			12%							
	13%		12%	12%		16%						
1/p to 2/p		18%			15%							
	16%			16%								
2/p to 3/p			17%			16%						
		16%		14%	14%							
3/p to 4/p	16%		12%									
		9%		10%	14%	12%						
4/p to 5/p	9%		9%									
	6%	7%	4%	6%	7%	9%						

SOLAR ONE VISITOR CENTER

ATTENDANCE BY HOME TOWN



ATTENDANCE BY DAYS OF THE WEEK

	Jan '83	Feb '83	Mar '83	Apr '83	May '83	June '83	July '83	Aug '83	Sept '83	Oct '83	Nov '83	Dec '83
Sundays	20%	20%	16%	11%	20%	18%						
				9%								
Mondays	11%	15%	9%	8%	15%	12%						
			12%									
Tuesdays	11%	13%	14%	15%	12%	13%						
			13%									
Wednesdays	13%	14%	13%	10%	10%	16%						
			12%									
Thursdays	18%	10%	12%	15%	15%	11%						
			24%									
Fraturdays	11%	11%										
Saturdays	16%	17%		25%	17%	18%						

SOLAR ONE VISITOR CENTER MONTHLY EXPENDITURES

Function Year: 1983

Customer Service Function: 7503-5348

<u>Date</u>	<u>Labor</u>	<u>Operation</u>	<u>Maintenance</u>	<u>Total Monthly Expenditure</u>	<u>Over/Under Mo. Budget (\$10,250.00)</u>	<u>Annual Budget Remaining (\$123,000.00)</u>	<u>Comments</u>
January	\$6,132.57	\$2,232.87	\$ ---	\$8,365.44	(18%)	\$114,634.56	(1)
February	5,884.06	2,445.74	---	8,329.80	(18%)	106,304.76	
March	7,441.04	1,771.34	---	9,212.38	(10%)	97,092.38	
April	5,815.36	1,486.05	673.00	7,974.41	(22%)	89,117.97	
May	5,996.21	3,802.60	814.54	10,613.35	4%	78,504.62	
June							
July							
August							
September							
October							
November							
December							
TOTAL							

Comments:

- (1) The new annual budget amount of \$123,000 (reduced from \$153,000) was approved by the Customer Service Dept. in March 1983.

U.S. DEPARTMENT OF ENERGY

memorandum

DATE JUL 29 1983

REPLY TO
ATTN OF

S. D. Elliott, Jr., Director, DOE Site Office, Daggett, CA

SUBJECT Submission of Monthly Visitors' Information Center Reports, July, 1980 through June, 1983 (DOE/SF/10501-VC1 through -36), for Patent Clearance and TIC

TO Don Holz, ISEA
Roger Gaither, OPC
Mail File & Records
TIC-Document Control

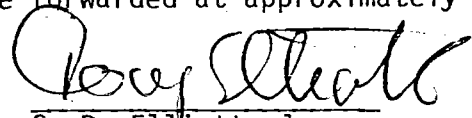
Attached are three sets of the monthly reports for the Solar One Visitors' Information Center, since its initial operation in July, 1980 and extending through June, 1983, prepared by Southern California Edison Company under Cooperative Agreement DE-FC03-77SF10501, in compliance with Items 3.A.6 and 3.A.7 of the "Reporting Requirements Checklist" (DOE Form CR-537), accompanied by a "Contractor Request for Patent Clearance" (SAN Form 70 - 10/80), and one completed "Recommendations for Announcement and Distribution of Documents" (DOE Form RA-426). Budgetary and cost information is included for reports DOE/SF/10501-VC1 through -27, for which the work was funded by DOE; after October, 1982, costs were assumed by SCE and are not reported (Reports -VC28 through -36).

Please forward one set, with Form 70, to OPC; these are to be deposited with SAN/MR under SF10501 when OPC has completed their review. The remaining two sets, with Form RA-426, are to be sent to TIC for archiving and reproduction on request; initial distribution has been made to Project addressees by the Project Office. Please forward advice of Patent Clearance to this Office.

Future Visitors' Information Center Reports will be forwarded at approximately six-months intervals.

Attns.: Forms CR-537; 70; RA-426

Encls.: 3 sets reports, 36 each

cc: R. W. Hughey, DOE/SAN (FGS) (w/o Encls.)
P. E. Skvarna, SCE R&D (" ")
S. D. Elliott, Jr.

DEPARTMENT OF ENERGY REPORTING REQUIREMENTS CHECKLIST

(See Instructions on Reverse)

Form DOE-100-10-10
 OMB NO. 1010-0140

1. IDENTIFICATION: 10-MW SOLAR THERMAL CENTRAL RECEIVER PILOT PLANT OPER. & MAINT.	2. OBLIGATION INSTRUMENT: COOP. AGREEMENT DE-FC03-77SF10501, MOD. A006
--	--

3. REPORTING REQUIREMENTS

A. PROJECT MANAGEMENT	Frequency	B. TECHNICAL INFORMATION REPORTING	Frequency
1. <input type="checkbox"/> Management Plan		1. <input checked="" type="checkbox"/> Notice of Energy RD&D Project (SSIE)	Y
2. <input type="checkbox"/> Milestone Schedule & Status Report		2. <input checked="" type="checkbox"/> Technical Progress Report	Y
3. <input checked="" type="checkbox"/> Cost Plan	O,Y,C	3. <input checked="" type="checkbox"/> Topical Report	A
4. <input checked="" type="checkbox"/> Manpower Plan	O,Y,C	4. <input checked="" type="checkbox"/> Final Technical Report	F
5. <input type="checkbox"/> Contract Management Summary Report			
6. <input checked="" type="checkbox"/> Project Status Reports (2) (See 4.B)	M	C. PMS/MINI-PMS	
7. <input checked="" type="checkbox"/> Cost Management Report (See 4.B)	M	1. Cost Performance Report	
8. <input type="checkbox"/> Manpower Management Report		<input type="checkbox"/> Format 1 WBS	
9. <input type="checkbox"/> Conference Record		<input type="checkbox"/> Format 2 Functional	
10. <input type="checkbox"/> Hot Line Report		<input type="checkbox"/> Format 3 Baseline	
		<input type="checkbox"/> Format 5 Problem Analysis	
		2. <input type="checkbox"/> Cost/Schedule Status Report	
		3. <input type="checkbox"/> Management Control System Description	
		4. <input type="checkbox"/> Summary System Description	
		5. <input type="checkbox"/> WBS Dictionary	

FREQUENCY CODES: A - As Required Q - Quarterly
 C - Contract Change S - Semi-Annually
 F - Final (End of Contract) X - Mandatory for Delivery with Proposals/Bid
 M - Monthly Y - Yearly or Upon Contract Renewal
 O - One Time (Soon After Contract Award)

4. SPECIAL INSTRUCTIONS

A. Reports A.3 and A.4 shall be submitted annually, with funding proposal for succeeding fiscal year, and shall be updated as required following definitization of annual funding modification. Report A.7 shall be based upon current Report A.3.

B. Reports A.6 and A.7 shall be delivered by the 20th calendar day of the month following the reporting month. Report(s) A.5 shall address both Visitors' Center operation and Plant operation and maintenance; if desired, these may be combined in a single report submission. Report A.7 shall be keyed to the current Report A.3, and may be combined with or appended to Report(s) A.6. SCE's format for these reports is acceptable.


C. Report B.2 shall be submitted within 60 days following the completion of each year of the Test Operations period, initiated August 1, 1982, and shall summarize progress, achievements, issues and resolution thereof during the preceding year.

D. Report B.3 shall be prepared and submitted on an as-required basis, in accordance with Item I.A.6.a-d of App. A to the Cooperative Agreement.

E. Report B.4 shall be submitted within 90 days following completion of the Test Ops. period, and shall be prepared in accordance with Item I.B.3.d, App. A to the C.A.

ATTACHED HERewith: Three (3) copies of Reports A.3 and A.4, and ten (10) copies of other reports shall be provided to the DOE Site Office for further distribution.

DOE/Technical Category ☐

6. PREPARED BY (Signature and Date)  REV. 7/13/83 June 9, 1983	7. REVIEWED BY (Signature and Date)
---	-------------------------------------

See Instructions on Reverse Side

1. DOE Report No. DOE/SF/10501-VC1 through -VC36	2. Contract No. DE-FC03-77SF10501	3. Subject Category No. UC-62
--	---	---

4. Title
 SOLAR ONE VISITOR CENTER REPORT, NOS. 1 (July, 1980) - 36 (June, 1983)

5. Type of Document ("x" one)
☒ a. Scientific and technical report
☐ b. Conference paper: Title of conference _____
 _____ Date of conference _____
 _____ Exact location of conference _____ Sponsoring organization _____
☐ c. Other (specify planning, educational, impact, market, social, economic, thesis, translations, journal article manuscript, etc.) _____

6. Copies Transmitted ("x" one or more)
☐ a. Copies being transmitted for standard distribution by DOE-TIC.
☐ b. Copies being transmitted for special distribution per attached complete address list.
☒ c. Two completely legible, reproducible copies being transmitted to DOE-TIC. (Classified documents, see instructions)
☐ d. Twenty-seven copies being transmitted to DOE-TIC for TIC processing and NTIS sales.

7. Recommended Distribution ("x" one)
☐ a. Normal handling (after patent clearance): no restraints on distribution except as may be required by the security classification. Make available only
☐ b. To U.S. Government agencies and their contractors. ☐ c. within DOE and to DOE contractors.
☐ d. within DOE. ☐ e. to those listed in item 13 below.
☒ f. Other (Specify) Archive Only-access unrestricted; distribution has been made by Project Ofc.

8. Recommended Announcement ("x" one)
☒ a. Normal procedure may be followed. ☐ b. Recommend the following announcement limitations:

9. Reason for Restrictions Recommended in 7 or 8 above.
☐ a. Preliminary information. ☒ b. Prepared primarily for internal use. ☐ c. Other (Explain) _____

10. Patent, Copyright and Proprietary Information
 Does this information product disclose any new equipment, process or material? ☒ No ☐ Yes If so, identify page nos. _____
 Has an invention disclosure been submitted to DOE covering any aspect of this information product? ☒ No ☐ Yes
 If so, identify the DOE (or other) disclosure number and to whom the disclosure was submitted. _____
 Are there any patent-related objections to the release of this information product? ☒ No ☐ Yes If so, state these objections. _____
 Does this information product contain copyrighted material? ☒ No ☐ Yes
 If so, identify the page number _____ and attach the license or other authority for the government to reproduce. _____
 Does this information product contain proprietary information? ☒ No ☐ Yes If so, identify the page numbers _____
 ("x" one) ☐ a. DOE patent clearance has been granted by responsible DOE patent group.
☒ b. Document has been sent to responsible DOE patent group for clearance. DOE/SAN OPC

11. National Security Information (For classified document only; "x" one)
 Document ☐ a. does ☐ b. does not contain national security information

12. Copy Reproduction and Distribution
 Total number of copies reproduced 15 ea Number of copies distributed outside originating organization 5

13. Additional Information or Remarks (Continue on separate sheet, if necessary)

14. Submitted by (Name and Position) (Please print or type)
 S. D. Elliott, Jr., Director
 Organization _____
 DOE Solar One Site Office, P.O. Box 366, Daggett, CA 92327; ph. (619) 254-2672
 Signature S. D. Elliott, Jr. Date July 29, 1983



DEPARTMENT OF ENERGY
SAN FRANCISCO OPERATIONS OFFICE

CONTRACTOR REQUEST FOR PATENT CLEARANCE
FOR RELEASE OF UNCLASSIFIED DOCUMENT

TO: (1) Roger S. Gaither, Asst. Chief for Prosecution
Office of Patent Counsel/Livermore Office
P.O. Box 808, L-376
Livermore, California 94550

(2) SAN - MAR SF10501

FROM: 10-MWe Central Receiver Solar Thermal Pilot Plant
Project Office
Post Office Box 366
Daggett, CA 92327

Prime Contract No. Coop. Agreem't. DE-FC03-77SF10501
Subcontract No. N/A
Report No. Monthly Visitors' Info. Center Reports (w/ Cost Rep'ts.) Nos. 1 - 36 Date of Report July, 1980 thru June, 1983
Name & Phone No. of DOE Technical Representative S. D. Elliott, Jr. (619) 254-2672

- Document Title: SOLAR ONE VISITORS' CENTER MONTHLY REPORTS
NOS. DOE/SF/10501-VC1 thru -VC36
- Type of Document: ☒ Technical Report, ☐ Conference Paper, ☐ Journal Article, ☐ Abstract or Summary,
☐ Copy of Oral Presentation, ☐ Other (please specify): _____
- In order to meet a publication schedule or submission deadline, patent clearance by _____ (routine) _____
would be desired.

SENDER IS TO CHECK BOX #4 OR #5 BELOW.

- ☒ 4. I have reviewed (or have had reviewed by technically knowledgeable personnel) this document for possible inventive subject matter (Subject Inventions) and that no inventions or discoveries (Subject Inventions) are deemed to be disclosed in this document except as stated below:

a. Attention should be directed to pages _____ of this document.

b. This document describes matter relating to an invention:

- Contractor Invention Docket No. _____
- A disclosure of the invention was submitted to DOE on _____ (date)
- A disclosure of the invention will be submitted shortly _____ (approximate date)
- A waiver of DOE's patent rights to the contractor:
☐ has been granted, ☐ has been applied for; or ☐ will be applied for _____ (date)

- ☐ 5. This document is being submitted, but no review has been made of this document for possible inventive subject matter.

6. Remarks:

Reviewing/Submitting Official: Name (Print/Type) Paul E. Skvarna

Title SCE R&D Site Manager - Solar One

Signature Paul E. Skvarna Date July 29, 1983

TO: INITIATOR OF REQUEST

FROM: ASSISTANT CHIEF FOR PROSECUTION
Office of Patent Counsel/Livermore Office

- ☐ No patent objection to above-identified release.
☐ Please defer release until advised by this office.

Signed _____ Date Mailed _____



DEPARTMENT OF ENERGY
SAN FRANCISCO OPERATIONS OFFICE

CONTRACTOR REQUEST FOR PATENT CLEARANCE
FOR RELEASE OF UNCLASSIFIED DOCUMENT

TO: (1) Roger S. Gaither, Asst. Chief for Prosecution
Office of Patent Counsel/Livermore Office
P.O. Box 808, L-376
Livermore, California 94550

(2) SAN - M&R SF10501
FROM: 18-Mile Central Receiver Solar Thermal Pilot Plant
Project Office
Post Office Box 366
Daggett, CA 92327

Prime Contract No. <u>Coop. Agreem't.</u> <u>DE-FC03-77SF10501</u>
Subcontract No. <u>N/A</u>
Report No. <u>Monthly Visitors'</u> <u>Info. Center Reports (w/</u> <u>Cost Rep'ts.) Nos. 1 - 36</u>
Date of Report <u>June, 1980 thru June, 1983</u>
Name & Phone No. of DOE Technical Representative <u>S. D. Elliott, Jr.</u> <u>(619) 254-2672</u>

- Document Title: SOLAR ONE VISITORS' CENTER MONTHLY REPORTS
NOS. DOE/SF/10501-VC1 thru -VC36
- Type of Document: ☐ Technical Report, ☐ Conference Paper, ☐ Journal Article, ☐ Abstract or Summary,
☐ Copy of Oral Presentation, ☐ Other (please specify): _____
- In order to meet a publication schedule or submission deadline, patent clearance by (routine)
would be desired.

SENDER IS TO CHECK BOX #4 OR #5 BELOW.

- ☐ 4. I have reviewed (or have had reviewed by technically knowledgeable personnel) this document for possible inventive subject matter (Subject Inventions) and that no inventions or discoveries (Subject Inventions) are deemed to be disclosed in this document except as stated below:
- Attention should be directed to pages _____ of this document.
 - This document describes matter relating to an invention:
 - Contractor Invention Docket No. _____
 - A disclosure of the invention was submitted to DOE on _____ (date)
 - A disclosure of the invention will be submitted shortly _____ (approximate date)
 - A waiver of DOE's patent rights to the contractor:
 ☐ has been granted, ☐ has been applied for; or ☐ will be applied for _____ (date)
- ☐ 5. This document is being submitted, but no review has been made of this document for possible inventive subject matter.
6. Remarks:

Reviewing/Submitting Official: Name (Print/Type) Paul E. Skvarna
Title SCE R&D Site Manager - Solar One
Signature Paul E. Skvarna Date July 29, 1983

TO: INITIATOR OF REQUEST

FROM: ASSISTANT CHIEF FOR PROSECUTION
Office of Patent Counsel/Livermore Office

- ☐ No patent objection to above-identified release.
☐ Please defer release until advised by this office.

Signed Harold M. Dixon Date Mailed 8/5/83



Department of Energy
San Francisco Operations Office
1333 Broadway
Oakland, California 94612

Reply to:
DOE Site Office
Post Office Box 366
Daggett, CA 92327

Mr. William D. Matheny
Chief, Control Branch
Document Control & Evaluation Div.
DOE Technical Information Center
Post Office Box 62
Oak Ridge, TN 37830

NOV 25 1983

Subj.: Agreements on TIC Numbering of Solar One Project Documentation

Dear Mr. Matheny:

Thank you for your thoughtful and informative reply to my last letter. I believe it provides an excellent basis for mutual understanding of the system we shall be using for past and upcoming documentation on this Project. I will document our understanding following the paragraphing in your letter of November 22, with our comments where appropriate.

1. The drawings referred to here are the current (in some cases preliminary) issues of those later addressed under Item 10. Since we are still doing a substantial amount of work on the Plant, especially in the controls and wiring areas. I think it would be counterproductive to file drawings now with TIC/NTIS; doing so would require us to send you updates as they come in - several per week - and you to purge obsolete issues and replace them with the new ones, a most onerous task. We maintain a document control system on-site which can insure that an inquirer is provided the latest drawing issue, with necessary caveats as to possible future changes being planned, etc. I do (Item 10) plan to file the complete, as-built and -modified drawing set before disestablishment of the Project Office at the end of 1984, after we are essentially through with fine-tuning and modification of the Plant systems and components. (A further complication is that drawings are presently grouped by work discipline - i.e., piping & mechanical, electrical, civil, etc. - rather than by system; we are developing a comprehensive numbering, cataloging and cross-referencing system which, we hope, will facilitate pulling drawings out in any pattern that may be required, but I would rather wait for a while to see whether requesters tend to be concerned with systems, work disciplines, or some other categorization, before divvying up the drawings into groups.)
2. I wholeheartedly support this! That is the purpose of this correspondence.
3. The use of the "STMPO-xxx" number as a secondary report number is also my preference; after typing out several in my last letter, I came to realize just how cumbersome the "local suffix" system could be. We will follow your suggestion as given.
4. I would like to leave open the issue of "backfitting" the secondary, "STMPO-xxx" number to the 275-300 reports now on file at TIC/NTIS, until we see how users of the Bibliography make use of this designator vis-à-vis the "official" numbers cited therein. If we get a lot of requests by "STMPO-xxx" number, it might be worthwhile.

5. I agree, having had a chance to stand back and review the hodgepodge in my last letter, and in a draft of the Bibliography. I propose the following for documents under the Cooperative Agreement:

<u>Document Category</u>	<u>Document Number</u>	<u>Note</u>
So. Cal. Edison Plans & Specs.	DOE/SF/10501-001 through -100	
Visitors' Center Monthlies	DOE/SF/10501-101 through -200	1
Operation & Maintenance "	DOE/SF/10501-201 through -300	2
Other Associates/SCE Reports	DOE/SF/10501-301 through -400	3
Project Office Documents	DOE/SF/10501-501 through -600	4

- NOTES:
1. We will start our next batch with -137; the previous ones, presently labeled -1-VC through -36-VC in your printout, will "really" be -101 through -036. Incidentally, I note that the last two printouts I have - those of August 28 and September 27 - omit nos. -22-VC through -33-VC; did these not get through to you? (If not, I will send another two sets to you, directly, since they have been patent-cleared; for these I will use the "VC" numbers, so they will fit into your printout properly.)
 2. The next batch will start with - 213; your -T1 through -T12 are, again "really"-201 through -212.
 3. There are three reports in this category currently en-route to TIC via SAN/ISEA, to which I had assigned the numbers "-TR01" (STMP0-091), "-TR02" (STMP0-603) and "-FS01" (STMP0-602) - copies of RA-426's attached for your identification. If we can catch these in time, they should be re-labeled as "DOE/SF/10501-301 through -303, as indicated in red on the attachments. If not, we will "reserve" these numbers and start the next batch with -304.
 4. This will include the solicitations, Project Office planning documents, and a few items generated by contractors directly for the Project Office; an example of the latter is a group of four or five reports generated by the Energy Technology Engineering Center staff resident at the former Project Office, under a special task under Contract DE-AC03-76SF00700 - the report numbers under the latter heading in your printout have so many variations I wouldn't know where to start!
 6. I would like to include the solicitation documents in the DOE/SF/10501-501 thru -600 series, as stated in my prior letter. If it gives you a problem to distribute something that looks like a solicitation package through NTIS, I could, as previously suggested, extract just the "specification" (i.e., scope of work and related appendices) elements from the "boiler plate". Would this allow you to send them on to NTIS?
 7. I will not attempt to continue the "-Tyy" numbers; for Contract DE-AC03-79SF-10499, I will start with "DOE/SF/10499-100 (you have about 86 documents already listed here, under various designations, including "DOE/SF/10499-46, -8-3, -83REV and -84" plus a whole raft of "-Tyy's" and other miscellaneous ones). EXCEPTION: I will, as previously proposed (un-numbered paragraph, "Revisions and Updates," top of Page 3 in my letter of November 8) use the existing "-Tyy" numbers with an appended "REV" for the half-dozen such documents requiring updating.
 8. Noted, as per paras. 5 and 7, above.

9. I will follow your suggestion, and not "batch" the monthly reports or any others. We are O.K. here for now, since (a) these reports came out since the cutoff date for the present Bibliography, and (b) I presume you did not pick up the "STMP0-600" and "-601" secondary numbers for the reports sent down under Contract DE-FC03-77SF10501 (Visitors' Center and O&M reports; Item 5, above). I will assign a specific "STMP0-xxx" secondary report number to each document submitted from here on out, and these will be properly picked up in the Bibliography update next year.

10. See comments under Item 1, above.

11. Thanks; we will do two copies for you wherever possible (subject to availability of Xerox paper).

12. We will do full UC-62 print runs on the "final" Project reports.

As regards the present issue of the Bibliography, publishing constraints (the document must, under the terms of the Burns & McDonnell contract with EPRI, be "locked up" and in ready-to-print form November 30) preclude further changes. We are using three methods to identify documents for requestors:

a. Where you, Mary Soderstrum, "DIALOG/RECON" and we agree on an appropriate request number, and the document has been verified as being at TIC/NTIS, the existing report number is given at the top of the data block, and the requestor is "cued" by a "TIC, NTIS" in the "distribution block that the document should be requested from TIC or NTIS, as appropriate, and not from the Project Office. These should amount to about 275, or half of the presently-catalogued material.

b. Where you do not have the document (or we are not sure), but we do, the data block will use a "working" number (usually the contractor's transmittal or internal report number - such as SAN-0499-xx, MCR-80-yyyy), and the absence of a "TIC, NTIS" in the distribution block should "cue" the requestor to come to the Project Office, rather than TIC or NTIS. (About 225 documents.)

c. Where a number has not been assigned at all (in the case of Project Office documents that have as yet to be assembled from raw material, etc.), the report number line at the top of the data block has been left blank; again, the requestor will be "cued" to come to us, not you or NTIS - but in this case, he will have to use the Bibliography page number (identical to the "STMP0-xxx" number). (About 55 documents.)

While it would be nice to have pre-assigned all the numbers prior to publication of the Bibliography in early December, it may also be helpful to retain some flexibility, to wrap up some of the items still under discussion. I would hate to have us locked-in on some advance numbering scheme that might turn out to be untenable, or that might preclude some future change in the TIC system. I will provide you with several copies of the Bibliography (how many would you like?) for your reference; we will retain comprehensive distribution records, and may be able to provide sets of "change pages" as future sets of documents are processed into TIC/NTIS, to all recipients of record. I currently expect that the 1984 update would be a complete, stand-alone document, incorporating the initial issue plus all changes and new documents, and again, it would go to all recipients of record of the previous issue(s).

Finally, you might wish to "flag" the relevant contract numbers, as well as anything including a "STMP0" on it, for "special attention" by your staff; for my part, I will insure that the RA-426's, and the documents themselves, are unmistakably marked with the proper numbers, with a secondary, "STMP0-xxx", report number below.

The relevant contract numbers are:

<u>Contract Number</u>	<u>Contractor</u>	<u>Note</u>
NSF-C797	Aerospace Corporation	1
NSF-C933	Aerospace Corporation	1
DE-AC03-76SF80064	Aerospace Corporation	
DE-AT03-76CS51101	Aerospace Corporation	
DE-AT03-76CS21060	Aerospace Corporation	
DE-AC03-78ET20517	Aerospace Corporation	
DE-FC03-77SF10501	So. Calif. Edison Co.	
DE-AM03-76SF00700	Rockwell/ETEC	2
DE-AC03-76ET20417	McDonnell Douglas	
DE-AC03-76ET20071	Townsend & Bottum	
DE-AC03-79ET21006	McDonnell Douglas	
DE-AC03-79SF10499	McDonnell Douglas	
DE-AC03-76ET20422	Martin Marietta	
DE-AC03-78ET21007	Martin Marietta	
DE-AC03-80SF10539	Martin Marietta	
NSF-GI-39456	Rockwell/Univ. of Houston	1
DE-AC04-76DP00789	Sandia Laboratories	3
DE-AC03-76ET20341	So. Calif. Edison Co.	
DE-AC03-79SF10496	Townsend & Bottum	
DE-AM03-76SF00012	Univ. of California/LBES	4

- NOTES: 1. Pre-DOE/ERDA work by National Science Foundation; via NTIS.
2. Only for items submitted under DOE/SF/10501-501 - -600.
3. Only for items identified as "STMP0" documents.
4. Only for "STMP0" or UC-62 items.

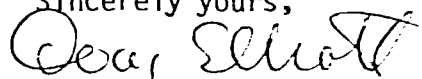
I believe the above list covers all documents we are likely to be sending to TIC.

One again, thanks to you and your staff for your support. I shall await your response to our comments under Items 1, 4, 5 (notes 1, 3 and 4), 6 and 7 before proceeding further in these areas.

Attchs.: Three corrected RA-426's
w/document covers

cc: Mary Soderstrum, Burns & McDonnell
John Bigger, EPRI
Bob Hughey, DOE/SAN (FGS)
Don Holz, DOE/SAN (ISEA)

Sincerely yours,



S. D. Elliott, Jr., Director,
DOE Project Office, Barstow



Department of Energy
San Francisco Operations Office
1333 Broadway
Oakland, California 94612

Reply to:

DOE Project Office
Post Office Box 366
Daggett, CA 92327
(619) 254-2672

Mr. William D. Matheny
Chief, Control Branch
Document Control & Evaluation Division
DOE Technical Information Center
Post Office Box 366
Oak Ridge, TN 37830

FEB 20 1984

Subj.: Resubmission of Reports DOE/SF/10501--22-VC through --33-VC (Solar One Visitors' Center Monthly Reports for April, 1982 through March, 1983), under Cooperative Agreement DE-FC03-77SF10501

Dear Mr. Matheny:

The above reports were among a group of 36 forwarded to SAN/OPC and TIC in July, 1983 (Attch. 1); all were cleared by SAN/OPC on August 5, 1983 (Attch. 2). While reports --1-VC thru -21-VC and --34-VC thru -36-VC showed up on the next issue of the "Reports Holdings File", nos. --22-VC thru -33-VC have not appeared, at least through the December 5 listing (Attch. 3). On the assumption, then, that these reports have somehow gone astray, I am enclosing two more sets, for TIC and NTIS, of reports DOE/SF/10501--22-VC through DOE/SF/10501--33-VC.

Although our discussions last November led to a revision in the numbering system for further reports in this series, I have - for these reports only - continued with the numbering system assigned for reports --1-VC thru -21-VC and --34-VC thru -36-VC, so that these twelve reports will fit into your sequence in the proper place. Note, however, that I have assigned "STMP0" secondary numbers (STMP0-722 through -33) to these reports, to assist in our tracking of Project documents.

Please call me if you have any questions regarding this submission, or if I have misinterpreted the situation.

Attchs.: (3) as stated

Encls.: Reports DOE/SF/10501--22-VC
through --33-VC.

Sincerely yours,

S. D. ElNott, Jr., Director,
DOE Project Office, Barstow

cc: Don Holz, DOE/SAN (ISEA)
Bob Hughey, DOE/SAN (FGS)
M. Soderstrum, Burns & McDonnell

U.S. DEPARTMENT OF ENERGY

MEMORANDUM

JUL 29 1983

S. D. Elliott, Jr., Director, DOE Site Office, Daggett, CA

SUBJECT

Submission of Monthly Visitors' Information Center Reports, July, 1980 through June, 1983 (DOE/SF/10501-VC1 through -36), for Patent Clearance and TIC

TO Don Holz, ISEA
Roger Gaither, OPC
Mail File & Records
TIC-Document Control

Attached are three sets of the monthly reports for the Solar One Visitors' Information Center, since its initial operation in July, 1980 and extending through June, 1983, prepared by Southern California Edison Company under Cooperative Agreement DE-FC03-77SF10501, in compliance with Items 3.A.6 and 3.A.7 of the "Reporting Requirements Checklist" (DOE Form CR-537), accompanied by a "Contractor Request for Patent Clearance" (SAN Form 70 - 10/80), and one completed "Recommendations for Announcement and Distribution of Documents" (DOE Form RA-426). Budgetary and cost information is included for reports DOE/SF/10501-VC1 through -27, for which the work was funded by DOE; after October, 1982, costs were assumed by SCE and are not reported (Reports -VC28 through -36).

Please forward one set, with Form 70, to OPC; these are to be deposited with SAN/MR under SF10501 when OPC has completed their review. The remaining two sets, with Form RA-426, are to be sent to TIC for archiving and reproduction on request; initial distribution has been made to Project addressees by the Project Office. Please forward advice of Patent Clearance to this Office.

Future Visitors' Information Center Reports will be forwarded at approximately six-months' intervals.

Attchs.: Forms CR-537; 70; RA-426

Encls.: 3 sets reports, 36 each

cc: R. W. Hughey, DOE/SAN (FGS) (w/o Encls.)
P. E. Skvarna, SCE R&D (" ")

S. D. Elliott, Jr.
S. D. Elliott, Jr.

DOE Form RA-426
(10/80)

U.S. DEPARTMENT OF ENERGY

OMB NO. 038-R0190

DOE AND MAJOR CONTRACTOR RECOMMENDATIONS FOR
ANNOUNCEMENT AND DISTRIBUTION OF DOCUMENTS

See Instructions on Reverse Side

1. DOE Report No. DOE/SF/10501-VC1 through -VC36	2. Contract No. DE-FC03-77SF10501	3. Subject Category No. UC-62
---	--------------------------------------	----------------------------------

4. Title
SOLAR ONE VISITOR CENTER REPORT, NOS. 1 (July, 1980) - 36 (June, 1983)

5. Type of Document ("x" one)
☒ a. Scientific and technical report
☐ b. Conference paper: Title of conference _____
 _____ Date of conference _____

Exact location of conference _____ Sponsoring organization _____

☐ c. Other (specify planning, educational, impact, market, social, economic, thesis, translations, journal article manuscript, etc.) _____

6. Copies Transmitted ("x" one or more)
☐ a. Copies being transmitted for standard distribution by DOE-TIC.
☐ b. Copies being transmitted for special distribution per attached complete address list.
☒ c. Two completely legible, reproducible copies being transmitted to DOE-TIC. (Classified documents, see instructions)
☐ d. Twenty-seven copies being transmitted to DOE-TIC for TIC processing and NTIS sales.

7. Recommended Distribution ("x" one)
☐ a. Normal handling (after patent clearance): no restraints on distribution except as may be required by the security classification.
 Make available only ☐ b. To U.S. Government agencies and their contractors. ☐ c. within DOE and to DOE contractors.
☐ d. within DOE. ☐ e. to those listed in item 13 below.
☒ f. Other (Specify) Archive Only-access unrestricted; distribution has been made by Project Ofc.

8. Recommended Announcement ("x" one)
☒ a. Normal procedure may be followed. ☐ b. Recommend the following announcement limitations:

9. Reason for Restrictions Recommended in 7 or 8 above.
☐ a. Preliminary information. ☒ b. Prepared primarily for internal use. ☐ c. Other (Explain)

10. Patent, Copyright and Proprietary Information
 Does this information product disclose any new equipment, process or material? ☒ No ☐ Yes If so, identify page nos. _____
 Has an invention disclosure been submitted to DOE covering any aspect of this information product? ☒ No ☐ Yes
 If so, identify the DOE (or other) disclosure number and to whom the disclosure was submitted.
 Are there any patent-related objections to the release of this information product? ☒ No ☐ Yes If so, state these objections.
 Does this information product contain copyrighted material? ☒ No ☐ Yes
 If so, identify the page number _____ and attach the license or other authority for the government to reproduce.
 Does this information product contain proprietary information? ☒ No ☐ Yes If so, identify the page numbers _____
 ("x" one ☐ a. DOE patent clearance has been granted by responsible DOE patent group.
☒ b. Document has been sent to responsible DOE patent group for clearance. DOE/SAN OPC

11. National Security Information (For classified document only; "x" one)
 Document ☐ a. does ☐ b. does not contain national security information

12. Copy Reproduction and Distribution
 Total number of copies reproduced 15 ea Number of copies distributed outside originating organization 5

13. Additional Information or Remarks (Continue on separate sheet, if necessary)

14. Submitted by (Name and Position) (Please print or type)
 S. D. Elliott, Jr., Director
 Organization
 DOE Solar One Site Office, P.O. Box 366, Daggett, CA 92327; ph. (619) 254-2672

Signature S. D. Elliott, Jr. Date July 29, 1983

ATTCH. 2



DEPARTMENT OF ENERGY
SAN FRANCISCO OPERATIONS OFFICE

CONTRACTOR REQUEST FOR PATENT CLEARANCE
FOR RELEASE OF UNCLASSIFIED DOCUMENT

Prime Contract No. <u>DOE-FC03-77SF10501</u>
Subcontract No. N/A
Report No. <u>Monthly Visitors' Info. Center Reports (w/ Cost Rep'ts.) Nos. 1 - 35</u>
Date of Report July, 1980 thru June, 1983
Name & Phone No. of DOE Technical Representative S. D. Elliott, Jr. (619) 254-2672

(1) Roger S. Gaither, Asst. Chief for Prosecution
Office of Patent Counsel/Livermore Office
P.O. Box 808, L-376
Livermore, California 94550

(2) SAN - M&R SF10501
FROM: 18-MWe Central Receiver Solar Thermal Pilot Plant
Project Office
Post Office Box 366
Baggett, CA 92327

- Document Title: SOLAR ONE VISITORS' CENTER MONTHLY REPORTS NOS. DOE/SF/10501-VC1 thru -VC36
- Type of Document: ☒ Technical Report, ☐ Conference Paper, ☐ Journal Article, ☐ Abstract or Summary, ☐ Copy of Oral Presentation, ☐ Other (please specify): _____
- In order to meet a publication schedule or submission deadline, patent clearance by _____ (routine) would be desired.

SENDER IS TO CHECK BOX #4 OR #5 BELOW.

- ☒ 4. I have reviewed (or have had reviewed by technically knowledgeable personnel) this document for possible inventive subject matter (Subject Inventions) and that no inventions or discoveries (Subject Inventions) are deemed to be disclosed in this document except as stated below:

- Attention should be directed to pages _____ of this document.
- This document describes matter relating to an invention:
 - Contractor Invention Docket No. _____
 - A disclosure of the invention was submitted to DOE on _____ (date)
 - A disclosure of the invention will be submitted shortly _____ (approximate date)
 - A waiver of DOE's patent rights to the contractor:
 ☐ has been granted, ☐ has been applied for; or ☐ will be applied for _____ (date)

- ☐ 5. This document is being submitted, but no review has been made of this document for possible inventive subject matter.

6. Remarks:

Reviewing/Submitting Official: Name (Print/Type) Paul E. Skvarna
Title SCE R&D Site Manager - Solar One
Signature [Signature] Date July 20, 1983

TO: INITIATOR OF REQUEST

FROM: ASSISTANT CHIEF FOR PROSECUTION
Office of Patent Counsel/Livermore Office

- ☐ No patent objection to above-identified release.
☐ Please defer release until advised by this office.

Signed _____ Date Mailed _____

CONTRACT NUMBER REPORTS HOLDINGS FILE--December 5, 1983

PAGE 1264

CONTRACT	REPORT NUMBER	RPTC	PDATE	DATE	CAT	CLSS	DS ANNOUNCEMENT	CPYS	ORG	AVC	SOURCE
FC03-77SF10501	DOE/SF/10501--1-VC	M/07/80	08/80	19830812	62	U	09 HLO	2	DOE	1	
	DOE/SF/10501--10-VC	M/04/81	05/81	19830812	62	U	09 HLO	2	DOE	1	
	DOE/SF/10501--11-VC	M/05/81	06/81	19830812	62	U	09 HLO	2	DOE	1	
	DOE/SF/10501--12-VC	M/06/81	07/81	19830812	62	U	09 HLO	2	DOE	1	
	DOE/SF/10501--13-VC	M/07/81	08/81	19830812	62	U	09 HLO	2	DOE	1	
	DOE/SF/10501--14-VC	M/08/81	09/81	19830812	62	U	09 HLO	2	DOE	1	
	DOE/SF/10501--15-VC	M/09/81	10/81	19830812	62	U	09 HLO	2	DOE	1	
	DOE/SF/10501--16-VC	M/10/81	11/81	19830812	62	U	09 HLO	2	DOE	1	
	DOE/SF/10501--17-VC	M/11/81	12/81	19830812	62	U	09 HLO	2	DOE	1	
	DOE/SF/10501--18-VC	M/12/81	01/82	19830812	62	U	09 HLO	2	DOE	1	
	DOE/SF/10501--19-VC	M/01/82	02/82	19830812	62	U	09 HLO	2	DOE	1	
	DOE/SF/10501--2-VC	M/08/80	09/80	19830812	62	U	09 HLO	2	DOE	1	
	DOE/SF/10501--20-VC	M/02/82	03/82	19830812	62	U	09 HLO	2	DOE	1	
	DOE/SF/10501--21-VC	M/03/82	04/82	19830812	62	U	09 HLO	2	DOE	1	
	DOE/SF/10501--302	I/00/82	09/83	19831201	62	U	04 ERA;EDB	2	DOE	1	NTIS PC A03/MF A01
	DOE/SF/10501--34-VC	M/04/83	04/83	19830812	62	U	09 HLO	2	DOE	1	
	DOE/SF/10501--35-VC	M/05/83	05/83	19830812	62	U	09 HLO	2	DOE	1	
	DOE/SF/10501--36-VC	M/06/83	06/83	19830812	62	U	09 HLO	2	DOE	1	
	DOE/SF/10501--3VC	M/09/80	10/80	19830812	62	U	09 HLO	2	DOE	1	
	DOE/SF/10501--4VC	M/10/80	11/80	19830812	62	U	09 HLO	2	DOE	1	
	DOE/SF/10501--5-VC	M/11/80	12/80	19830812	62	U	09 HLO	2	DOE	1	
	DOE/SF/10501--6-VC	M/12/80	01/81	19830812	62	U	09 HLO	2	DOE	1	
	DOE/SF/10501--7-VC	M/01/81	02/81	19830812	62	U	09 HLO	2	DOE	1	
	DOE/SF/10501--8-VC	M/02/81	03/81	19830812	62	U	09 HLO	2	DOE	1	
	DOE/SF/10501--9-VC	M/03/81	04/81	19830812	62	U	09 HLO	2	DOE	1	
	DOE/SF/10501--T1	M/04/82	04/82	19830805	62	U	09 HLO	2	DOE	1	
	DOE/SF/10501--T10	M/11/82	11/82	19830805	62	U	09 HLO	2	DOE	1	
	DOE/SF/10501--T11	M/03/83	03/83	19830805	62	U	09 HLO	2	DOE	1	
	DOE/SF/10501--T12	M/02/83	02/83	19830805	62	U	09 HLO	2	DOE	1	
	DOE/SF/10501--T2	M/06/82	06/82	19830805	62	U	09 HLO	2	DOE	1	
	DOE/SF/10501--T3	M/07/82	07/82	19830805	62	U	09 HLO	2	DOE	1	
	DOE/SF/10501--T4	M/10/82	10/82	19830805	62	U	09 HLO	2	DOE	1	
	DOE/SF/10501--T5	M/09/82	09/82	19830805	62	U	09 HLO	2	DOE	1	

CONTRACT NUMBER REPORTS HOLDINGS FILE--December 5, 1983

PAGE 1265

CONTRACT	REPORT NUMBER	RPTC	PDATE	DATE	CAT	CLSS	DS ANNOUNCEMENT	CPYS	ORG	AVC	SOURCE
----------	---------------	------	-------	------	-----	------	-----------------	------	-----	-----	--------

ATTCH. 3

DOE FILE COPY
May 1, 1982

DOE/SF/10501--22-VC
(STMPO-722)

MR. CLYDE STONER

SUBJECT: Monthly Report - April 1982
Solar One Visitor Center

DOE/SF/10501--23-VC
(STMPO-723)

DOE FILE COPY
June 1, 1982

MR. W. L. WALDREN

SUBJECT: Monthly Report - May 1982
Solar One Visitor Center

DOE/SF/10501--24-VC
(STMPO-724)

DOE FILE COPY
July 1, 1982

MR. BILL WALDREN

SUBJECT: Monthly Report - June 1982
Solar One Visitor Center

DOE/SF/10501--25-VC
(STMPO-725)

DOE FILE COPY
August 1, 1982

MR. BILL WALDREN

SUBJECT: Monthly Report - July 1982
Solar One Visitor Center

ATTENDANCE

The attendance for the month of July was 3,756 with a grand total of 51,888 from inception, up 41% over July of last year. During the month we had 2,282 walk-ins and 374 in 36 different tour groups.

DOE/SF/10501--26-VC
(STMP0-726)

DOE FILE COPY

September 1, 1982

MR. DON FERGUSON

SUBJECT: Monthly Report - August 1982
Solar One Visitor Center

DOE/SF/10501--27-VC
(STMP0-727)

DOE FILE COPY

October 1, 1982

MR. DON FERGUSON

SUBJECT: Monthly Report - September 1982
Solar One Visitor Center

DOE/SF/10501--29-VC
(STMP0-729)

DOE FILE COPY

December 1, 1982

MR. DON FERGUSON

SUBJECT: Monthly Report - November 1982
Solar One Visitor Center

DOE/SF/10501--28-VC
(STMP0-728)

DOE FILE COPY

November 1, 1982

MR. DON FERGUSON

SUBJECT: Monthly Report - October 1982
Solar One Visitor Center

ATTENDANCE

DOE/SF/10501--30-V
(STMP0-730)

DOE FILE COPY

January 2, 1983

MR. DON FERGUSON:

SUBJECT: Monthly Report - December 1982
Solar One Visitor Center

DOE/SF/10501--31-
(STMP0-731)

DOE FILE COPY

February 1, 1983

MR. DON FERGUSON

SUBJECT: Monthly Report - January 1983
Solar One Visitor Center

DOE/SF/10501--32-
(STMP0-732)

DOE FILE COPY

March 1, 1983

MR. DON FERGUSON

SUBJECT: Monthly Report - February 1983
Solar One Visitor Center

DOE/SF/10501--33-
(STMP0-733)

DOE FILE COPY

SOLAR ONE VISITORS CENTER
March 1983

ATTENDANCE

The attendance for the month of March was 4,901 with a grand total of 77,285 from inception; up 52% over March of 1982 and 155% over 1981. During the month we had 2,927 walk-ins and 1,974 in 94 different tour groups.

The month of March was designated as ENERGY MONTH for the Cub, Boy and Girl Scouts. During the month 22 different groups (or a total of 527 scouts) visited the Center and on March 26th, they provided a bus and five bus tours were provided for the San Geronio Division. The Foun-



Department of Energy
San Francisco Operations Office
1333 Broadway
Oakland, California 94612

Reply to:

DOE Solar One Project Office
Post Office Box 366
Daggett, CA 92327
(619) 254-2672

Mr. William D. Matheny
Chief, Control Branch
Document Control & Evaluation Division
DOE Technical Information Center
Post Office Box 62
Oak Ridge, TN 37830

MAY 03 1984

Subj.: Ten-Megawatt Solar Thermal Central Receiver Pilot Plant ("Solar One")
Documentation Activities

Dear Mr. Matheny:

I am sorry to have missed the opportunity to have met with you at SAN last week. Mike Lopez, SAN/FGS (who has been designated as my SAN support resource, and as the SAN Project Director following my departure at the end of this fiscal year) tells me, however, that you feel that our coordination with respect to Project documentation has been successful. As I have said previously, to you and to others, I am very glad to have the resources of TIC available to assist us in developing what I regard as one of the most valuable products of our effort: information. Any comments or suggestions (please be frank!) regarding how we might be able to further expedite the process will be most welcome. With the resources available to me over the next five months (Mike Lopez and Don Holz at SAN, Mary Soderstrum of Burns & McDonnell, and our EPRI-published bibliography - see the enclosed flyer - now summarized on the on-site computer), I am in a good position to fulfill my self-imposed goal of having all Project documentation to date fully catalogued, and distributed as appropriate to TIC and NTIS, by the end of FY84.

A couple of questions have arisen, largely drawn from the "feedback" I receive through the "Solar Thermal" Current Awareness Bulletin and the "reports Holdings File" printouts for SAN contracts Don Holtz forwards to me:

1. I note that a number of our "STMP0" reports, submitted to TIC with UC-62 distribution recommended on our Form RA-426's, appear in the "Holdings File" under UC-58c instead. While the reports so listed, for example, under Cooperative Agreement SF10501 (see enclosure) do, in fact, reflect "education, training and information dissemination...", I feel that my primary audience for these reports is the Solar Thermal community, and would appreciate it if all "STMP0-xxx" reports submitted by this office (including those already logged) could also appear under UC-62. This is especially valuable since the advent of the Solar Thermal Current Awareness Bulletin, which, I presume, is made up from the UC-62 listings. I have been "bragging this up" as a way of tracking incorporation of items from our bibliography into the TIC data base.
2. On the same subject, I am wondering whether I ought to be citing UC-62c or -d rather than UC-62. I had assumed that UC-62 was the more extensive addressee listing but Don Holz forwarded to me an extract from DOE/TIC-4500(Rev. 71) which shows 209 addressees for UC-62d (Central Receivers) and 195 for UC-62c (Large-Scale Systems), versus only 179 for UC-62 (Solar Thermal). I'd really like to reach

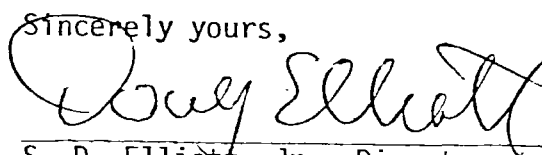
all these addressees; is there a better way to do so (like, "UC-62x")?

3. I also note, in the Report Holdings File, that some documents show "NTIS", "PC" and a price code on the right under "Source". All of the documents on the enclosed list for SF10501 have been patent cleared, and it was our intention that they all go to NTIS. Is there some policy reason why they have not? I can provide verification of patent clearance for all of these if you need it. Also, I note that the documents that have been cleared and forwarded to NTIS show "04" under "DS" and "EDB;ERA" and (usually) "NTS" under "Announcement", while those that have not show "09" and "HLO", respectively. Can you translate these for me?
4. Did you receive the re-submission of the "missing" reports DOE-SF/10501--22-VC through --33-VC I sent off February 20? (I'll bet they turn up on the next Report Holdings File Don sends me, just as soon as I put this in the mail!). I note you show only one copy for DOE/SF/10501--137 (which did get forwarded to NTIS), and --304 (which did not). I meant to send two; did I goof up, or are these typos?
5. Can you advise me as to which contract number you elected to list ERDA RFP 75-124 (STMP0-046) under? (I offered you several choices in my letter of transmittal of February 6, inst. - see enclosure) I'd like to enter the official report number in our next bibliography update.
6. I am still feeling my way on how to handle conference/symposium reports and journal articles, old and new. Am I on the right track with the three old Aerospace papers cited in my memo to you of April 23 and the enclosed April 30 memo to SAN/OPC? And, can you advise me of the report number assignments for these, if the primary document numbers I have suggested are not appropriate?

Thank you for your patience and support. If you should have another opportunity to come to the West Coast before the end of September, please plan to stop by Solar One (Las Vegas and Ontario airports are both convenient; Los Angeles is less so) and look over our operation; I'll be happy to give you the "VIP tour" as partial recompense for your help.

Encls.: EPRI Report Summary/Announcement
Report Holdings File extract: SF10501
Ltr. Project Office to TIC, 2/6/84
Memo, Project Office to SAN/OPC, 4/30/84

Sincerely yours,


S. D. Elliott, Jr., Director,
DOE Solar One Project Office

cc: Mike Lopez, DOE/SAN (FGS)
Don Holz, DOE/SAN (ISEA)
Mary Soderstrum, B&McD



Department of Energy
Office of Scientific and Technical Information
Post Office Box 62
Oak Ridge, Tennessee 37831

Technical Information Center

June 14, 1984

Mr. S. D. Elliott, Jr., Director
DOE Solar One Project Office
Post Office Box 366
Daggett, CA 92327

Dear Doug:

Sorry I have taken so long to answer your May 3, 1984 letter on Solar One Documentation Activities, but after the SAN visit I have had a week in Las Vegas, a trip to Bonneville Power Administration, a trip to Idaho Operations Office, an appraisal of the Oak Ridge Gaseous Diffusion Plant, and a Department-wide technical information meeting at the Office of Scientific and Technical Information (OSTI). I appreciate the kind words about OSTI and also your attitude about the importance of information management. If more people took a similar approach it would certainly make the job of managing the Department's technical information program a lot easier.

I will attempt to answer your questions in the order asked:


1. Some of the STMPO reports were selected for category UC-58c because in the opinion of the evaluator they fit there better. One contributing factor is that we have several evaluators and this sort of thing which is a judgment call, will be made differently by different evaluators. As you may know we select only one UC category for the RHF and microfiche distribution even though we can make hard copy distribution in several categories. In the future if you will indicate UC-62 on the form 426 the evaluators will usually go along with this. The "Solar Thermal Awareness Bulletin" is not driven by the UC-categories but rather by the EDB categories assigned by our Science and Technology Division.
2. To reach all addresses in UC-62, 62c, and 62d you should indicate all three categories on the report cover and the form 426. That way when we do make hard copy distribution we send to all addresses.
3. All reports that are unlimited are considered for NTIS but only those with significant saleable information are selected for NTIS. This is a judgment call and even though a report is not selected for NTIS the implied alternative is that OSTI will make the report available to any requestor. The reports showing DS=09 and HLO were the non-selected for NTIS and no microfiche distribution (09).
4. We did receive the missing reports DOE/SF/10501-22VC through 33VC. The one copy thing was a typo. ✓

STMW 722-73

5. We decided to list the report ERDA RFP 75-124 (STMPO-046) under both AC03-76ET20417 and AC03-76ET20422. The primary number assigned was DOE/ET/20417-T8 (secondary STMPO-046).
6. In your handling of conference papers and journal articles, treat conference papers just like reports, i.e. send them to OSTI with a form 426 with patent clearance, journal articles should cite the DOE contract number and sponsoring DOE program office as a footnote and should be sent to OSTI if they are submitted to an obscure journal. If the journals are mainstream science or engineering journals OSTI will pick up the citation from the open literature. OSTI's processing policy for conference papers is to treat them like reports until such time as the full proceedings are available then process no more individual papers from that conference since the papers are then available as part of the proceedings. In the case of the 3 Aerospace papers; DOE/CS/51101-4 was processed as a report with availability at AIAA, DOE/ET/20517-4 is included in the full proceedings at NTIS as CONF-800334--Vol.2, DOE/ET/20517-6 has not been made available anywhere (could you send a complete copy of this one).

I will be coming back to Las Vegas this fall and if it is in September I will try to get in touch with you beforehand and see if we will have time to tour Solar One.

Sincerely,



William D. Matheny
Chief, Control Branch
Document Control & Evaluation Division

cc: Mike Lopez, DOE/SAN (FGS)
Don Holz, DOE/SAN (ISEA)
Mary Soderstrum, B&McD